



## 2016-17 BASKETBALL GAME NOTES

Ole Miss Athletics Communications | 908 All-American Dr. | University, MS 38677 | 662-915-7509

MBB Contact: Daniel Snowden | desnowde@olemiss.edu | 662-816-7511 (c)

Web: OleMissSports.com, OleMissHoops.com | Twitter: @OleMissSports, @OleMissMBB

Facebook: Facebook.com/OleMissSports, Facebook.com/OleMissMBB | Blog: OleMissSports.com/Blog

### 2016-17 SCHEDULE

Date	Opponent [TV]	Time/Result
11/3	MOREHOUSE (Ex.) [SECN+]	W, 90-66
11/11	TENNESSEE-MARTIN [SECN+]	W, 86-83
11/14	UMASS [SECN]	W, 90-88
11/18	vs. Oral Roberts ^ [CBSSPORTS]	W, 95-88 (OT)
11/20	vs. Saint Joseph's ^ [CBSSPORTS]	W, 81-68
11/21	vs. #12/18 Creighton ^ [CBSS]	L, 86-77
11/24	MONTANA [SECN+]	W, 86-81
11/30	MIDDLE TENNESSEE [SECN+]	L, 77-62
12/3	MEMPHIS [SECN+]	W, 85-77
12/11	at Virginia Tech [ESPN]	L, 80-75
12/15	MURRAY STATE [SECN+]	W, 78-73
12/19	BRADLEY [SECN]	W, 66-49
12/22	SOUTH ALABAMA [SECN]	W, 92-58
12/29	#8/8 KENTUCKY* [ESPN2]	L, 99-76
1/3	at #24/24 Florida* [ESPN]	L, 70-63
1/7	at Auburn* [SECN]	W, 88-85
1/11	GEORGIA* [ESPN]	L, 69-47
1/14	at RV/RV South Carolina* [ESPN]	L, 67-56
1/17	TENNESSEE* [SECN]	W, 80-69
1/21	at Missouri* [SECN]	W, 75-71
1/25	TEXAS A&M* [ESPN2]	L, 80-76
1/28	#5/5 BAYLOR% [ESPN2]	L, 78-75
1/31	MISSISSIPPI STATE* [SECN]	W, 88-61
2/4	at Vanderbilt* [ESPN]	W, 81-74
2/8	at Tennessee* [SECN]	L, 75-66
2/11	AUBURN* [SECN]	W, 90-84
2/14	LSU* [SECN]	W, 96-76
2/18	at Arkansas* [SECN]	L, 98-80
2/21	at Mississippi State* [ESPN2]	W, 87-82 (OT)
2/25	MISSOURI* [SECN]	W, 80-77
3/1	at Alabama* [SECN]	L, 70-55
3/4	NR/RV SOUTH CAROLINA* [SECN]	W, 75-70
3/9	Missouri\$	W, 86-74
3/10	RV/RV Arkansas\$	8:00 p.m.

\* SEC Game | Ranking: AP/USA TODAY | All Times CT

^ Paradise Jam (St. Thomas, Virgin Islands)

% Big 12/SEC Challenge

\$ SEC Tournament (Nashville, Tenn.)

### OLE MISS STYLE GUIDE

#### NAME

Ole Miss (preferred)  
University of Mississippi  
~~Mississippi~~

#### NICKNAME

Rebels


#### COLORS

Cardinal Red (PMS 186)  
Navy Blue (PMS 2767)

#### MASCOT



Rebel



RV/RV Arkansas

#### RAZORBACKS

(23-8, 12-6 SEC)

Head Coach: Mike Anderson

Career: 325-170/15th

At Ark: 125-72/6th

#### SEC TOURNAMENT

Date: Friday, March 10, 2017

Time: 8 p.m. CT

Location: Nashville, Tenn.

Arena: Bridgestone Arena (19,395)

Television: SEC Network

Tom Hart, play-by-play

Jon Sundvold, analyst

Laura Rutledge, sideline

Radio: Ole Miss Radio Network

David Kellum, play-by-play

Keith Carter, analyst

Live Audio: OleMissSports.com

Live Video: WatchESPN.com

Series: Arkansas leads series 43-32

SEC Tournament: First Meeting

Streak: Arkansas, W1

Last Meeting: UA W, 98-80 (2/18/17)



Ole Miss

#### REBELS

(20-12, 10-8 SEC)

Head Coach: Andy Kennedy

Career: 253-151/12th

At OM: 232-138/11th

### TIP OFF

- Ole Miss knocked off Missouri 86-74 in the second round of the SEC Tournament Thursday to advance to Friday's quarterfinal against Arkansas. The Rebels now have beaten 11 straight opponents with a Tiger mascot.
- The Rebels finished the regular season tied for fifth in the league standings after being predicted to finish ninth in the SEC this year by the media. Ole Miss has not finished worse than sixth in the league and has finished above its preseason projected finish each of the last six seasons since the league moved away from a divisional format.
- Ole Miss and Kentucky are the only two schools to finish .500 or better in the SEC each of the last six seasons.
- Head coach Andy Kennedy moved into a tie with former Florida coach Norm Sloan for 18th on the SEC career coaching victories list with 232 wins. Kennedy is also the first coach in SEC history post 11 consecutive winning seasons after taking over a program with four consecutive losing seasons. He is also moved past Rick Stansbury (MSU) for the fourth most wins in SEC history by a coach in his first 11 years in the league at one school.
- With a 1279-1280 all time record, Ole Miss is nearing a .500 winning percentage as a program. The Rebels were 95 games under .500 when Andy Kennedy took over in Oxford and have not been .500 or better as a program since Ole Miss was 440-440 on Jan. 17, 1958.
- Sophomore G Terence Davis is averaging 17.4 points a game over his last eight games. He has increased his scoring this season 12.2 ppg over last year, which is the largest increase in scoring for any player in the SEC.
- Ole Miss has 20 wins for the ninth time in 11 seasons under Andy Kennedy, who joins Billy Donovan, Joe. B. Hall, Nolan Richardson and Tubby Smith as the only coaches in SEC history to accomplish that feat. The Rebels had just seven 20 win seasons in the 96 seasons before Kennedy's arrival.
- Senior F Sebastian Saiz recorded his 29th career double-double with 14 points and 16 boards in the win over Missouri and now has 20 double-doubles this season, which leads the SEC and ranks fifth nationally. Saiz leads the SEC and ranks sixth in the nation pulling down 11.1 rebounds a game and is the only player in the conference this season averaging a double-double. The league's active career rebounding leader, he recently moved past Walter Actwood into second in Ole Miss history with 953 rebounds. Saiz has topped both 1,000 points and 900 boards in his career and joins Rebel great Murphy Holloway as the only two players in school history with 1,000 points and 900 rebounds. Saiz is also first player in school history and just the 16th player in SEC history with 1,000 points, 900 rebounds and 100 blocked shots.
- Saiz was named the 2017 C Spire Howell Trophy winner as the most outstanding player in Mississippi. It was the fifth straight time a Rebel has won the award. He also earned first team All-SEC honors from the league's coaches.
- Two Ole Miss signees - Devontae Shuler and Jamarko Pickett - were recently ranked inside the top 100 and four-star prospects in the latest release of the Scout.com ranking. Shuler was rated the No. 57 prospect in the nation, while Pickett checked in at No. 99.

### PROJECTED OLE MISS STARTERS



#### F | 11 | SEBASTIAN SAIZ

6-9 | 240 | Sr. | Madrid, Spain

PTS	REB	BLK	STL	FG%	FT%
15.1	11.1	1.1	1.0	47.2	73.1



#### F | 50 | JUSTAS FURMANAVICIUS

6-7 | 210 | Jr. | Kaunas, Lithuania

PTS	REB	BLK	STL	FG%	FT%
6.4	5.0	1.1	0.8	46.8	62.0



#### G | 14 | RASHEED BROOKS

6-5 | 201 | Sr. | Kalamazoo, Mich.

PTS	REB	AST	STL	FG%	FT%
6.9	2.7	1.5	0.9	36.8	90.5



#### G | 4 | BREEIN TYREE

6-2 | 192 | Fr. | Somerset, N.J.

PTS	REB	AST	STL	FG%	FT%
7.3	1.9	1.9	0.6	39.2	70.0



#### G | 3 | TERENCE DAVIS

6-4 | 201 | So. | Southaven, Miss.

PTS	REB	AST	STL	FG%	FT%
14.2	5.3	1.6	1.3	46.5	74.1

0  
G**DONTE FITZPATRICK-DORSEY**

6-4 | 191 | So. | Memphis, Tenn.

PTS	REB	AST	STL	FG%	FT%
1.4	1.1	0.4	0.2	37.0	91.7

**LAST GAME:** DNP**NOTES:** Scored 4 points and grabbed 2 rebounds in 5 minutes off the bench vs. AU (2/11) ... Played in 21 games with one start as a freshman.1  
G**DEANDRE BURNETT**

6-2 | 192 | Jr. | Miami Gardens, Fla.

PTS	REB	AST	STL	FG%	FT%
16.8	2.2	3.1	1.1	35.2	88.5

**LAST GAME:** Scored a game-high 23 points and knocked down 4 of 5 from 3.**NOTES:** Scored 28 points and hit 5 of 8 from 3 vs. MU (2/25) ... Has hit 68 of last 74 from the line ... Ranks 2nd in SEC in FT% and 7th in scoring ... Made 25 consecutive free throws to start the season, the best in the NCAA.2  
G**CULLEN NEAL**

6-4 | 191 | Jr. | Albuquerque, N.M.

PTS	REB	AST	STL	FG%	FT%
9.4	1.7	2.4	0.5	40.5	87.3

**LAST GAME:** Scored 9 points and dished out 2 assists in 16 minutes off the bench.**NOTES:** Averaging 9.6 ppg over last eight ... Scored 10 points and dished out 5 assists vs. LSU (2/14) ... Posted 20 points and 5 assists vs. AU (2/11) ... Scored 12 points and hit 3 of 3 from 3 vs. UT (1/17) ... Graduated from UNM in three years.3  
G**TERENCE DAVIS**

6-4 | 201 | So. | Southaven, Miss.

PTS	REB	AST	STL	FG%	FT%
14.2	5.3	1.6	1.3	46.5	74.1

**LAST GAME:** Scored 19 points and grabbed 3 rebounds in a start.**NOTES:** 5 double-doubles this year ... Ranked 8th in scoring in SEC play at 15.1 ppg ... SEC POW honors (1/23) ... Averaging 17.4 ppg over last eight games ... Scored career-high 33 points and grabbed 6 boards vs. LSU (2/14).4  
G**BREEIN TYREE**

6-2 | 192 | Fr. | Somerset, N.J.

PTS	REB	AST	STL	FG%	FT%
7.3	1.9	1.9	0.6	39.2	70.0

**LAST GAME:** Posted 11 points, 2 rebounds and 2 steals in a start.**NOTES:** Averaging 16.6 ppg over last five games ... Scored career high 24 points including 20 in 2H and OT at MSU (2/21) ... Posted 20 points, including 18 in 2H, vs. BU (1/29) ... Tore ACL in April and was cleared to play late in fall camp.5  
F**MARCANVIS HYMON**

6-7 | 220 | Jr. | Memphis, Tenn.

PTS	REB	BLK	STL	FG%	FT%
3.5	5.0	1.1	0.7	50.0	41.8

**LAST GAME:** Grabbed 9 rebounds in 18 minutes off the bench.**NOTES:** Averaging 6.8 rpg over the last nine games ... Scored 8 points and grabbed a season-high 12 boards at UT (2/8) ... Posted 8 points, 11 rebounds, 4 steals and 2 blocked shots vs. ORU (11/18).11  
F**SEBASTIAN SAIZ**

6-9 | 240 | Sr. | Madrid, Spain

PTS	REB	BLK	STL	FG%	FT%
15.1	11.1	1.1	1.0	47.2	73.1

**LAST GAME:** Posted 20th double-double this year with 14 points, 16 rebounds.**NOTES:** Career-high 26 points, 12 boards vs. SIU (11/20) ... Had 22 points, career-high 19 rebounds vs. UMass (11/14) ... The SEC active career leader with 951 rebounds ... Leads SEC in rebounding and 10th in scoring ... 29 career double-doubles.12  
F**KARLIS SILINS**

6-11 | 245 | Fr. | Riga, Latvia

PTS	REB	BLK	AST	FG%	FT%
0.5	0.6	0.1	0.0	33.3	50.0

**LAST GAME:** DNP**NOTES:** Tore his left ACL in practice in December and will miss the remainder of the season ... A member of Lithuanian U-18 team ... Extensive international experience ... Averaged 14.8 points, 7.5 boards and 2.0 blocked shot a game for VEF Skola.14  
G**RASHEED BROOKS**

6-5 | 201 | Sr. | Kalamazoo, Mich.

PTS	REB	AST	STL	FG%	FT%
6.9	2.7	1.5	0.9	36.8	90.5

**LAST GAME:** Scored 3 points and grabbed a rebound in 22 minutes off the bench.**NOTES:** Scored 15 points and hit 3 vs. MSU (1/31) ... Posted 15 points, 3 assists and 3 steals vs. UK (12/29) ... Scored a career-high 22 points and knocked down 4 3s vs. Creighton (11/21).24  
G**LANE BELOW**

6-1 | 190 | Jr. | Advance, Mo.

PTS	REB	AST	STL	FG%	FT%
1.0	-	-	-	50.0	-

**LAST GAME:** DNP**NOTES:** Scored 2 points in first career action as a Rebel vs. BU (12/22) ... Played in 30 games with seven starts for Three Rivers C.C. last year ... Was a teammate of current Rebels Jake Coddington and Justas Furmanavicius at Three Rivers.30  
F**JAKE CODDINGTON**

6-6 | 212 | Sr. | Edwardsville, Ill.

PTS	REB	AST	STL	FG%	3FG%
-	-	-	-	-	-

**LAST GAME:** DNP**NOTES:** Played in 13 games in his first season in Oxford ... A teammate of current Rebels Jake Coddington and Justas Furmanavicius at Three Rivers C.C.50  
F**JUSTAS FURMANAVICIUS**

6-7 | 210 | Jr. | Kaunas, Lithuania

PTS	REB	BLK	STL	FG%	FT%
6.4	5.0	1.1	0.8	46.8	62.0

**LAST GAME:** Scored 7 points, posted 6 rebounds and 2 assists in a start.**NOTES:** Second on team with 35 blocked shots ... Made 43 of last 561 from line ... Recorded 1st career double-double with 12 points, 10 rebounds vs. USC (3/4) ... Scored career-high 15 points and grabbed 9 rebounds vs. UT (1/17).

**CAREER RECORD AS A HEAD COACH:**

253-151 (.627 winning pct. / 12 Seasons)

**RECORD AS OLE MISS' HEAD COACH:**

232-138 (.628 winning pct. / 11 Seasons)

**COACHING HONORS**

2013 SEC Coach of the Year (NBCSports.com)  
 2009 Clair Bee National Coach of the Year Finalist  
 2007 SEC Coach of the Year (Associated Press)  
 2006 BIG EAST Coach of the Year (CBS Sportsline, New York Post)  
 2004 One of nation's "Top 10 Assistant Coaches" (Athlon)  
 2004 One of nation's "Top 20 Recruiters" (Rivals.com)

**COACHING CAREER**

Season	School	Position	Record/Postseason
1994-95	So. Alabama	Assistant Coach	8-15
1996-97	UAB	Assistant Coach	18-14/NIT
1997-98	UAB	Assistant Coach	21-12/NIT
1998-99	UAB	Assistant Coach	20-12/NCAA
1999-00	UAB	Assistant Coach	14-14
2000-01	UAB	Assistant Coach	17-14
2001-02	Cincinnati	Asst. Coach/Recruiting Coordinator	31-4/NCAA
2002-03	Cincinnati	Asst. Coach/Recruiting Coordinator	17-12/NCAA
2003-04	Cincinnati	Asst. Coach/Recruiting Coordinator	25-7/NCAA
2004-05	Cincinnati	Assoc. Head Coach/Recruiting Coord.	25-8/NCAA
2005-06	Cincinnati	Interim Head Coach	21-13/NIT Quarters
2006-07	Ole Miss	Head Coach	21-13/NIT
2007-08	Ole Miss	Head Coach	24-11/NIT Semi
2008-09	Ole Miss	Head Coach	16-15
2009-10	Ole Miss	Head Coach	24-11/NIT Semi
2010-11	Ole Miss	Head Coach	20-14/NIT
2011-12	Ole Miss	Head Coach	20-14/NIT
2012-13	Ole Miss	Head Coach	27-9/NCAA 3rd Rd
2013-14	Ole Miss	Head Coach	19-14
2014-15	Ole Miss	Head Coach	21-13/NCAA 2nd Rd
2015-16	Ole Miss	Head Coach	20-12
2016-17	Ole Miss	Head Coach	20-12

**PLAYING CAREER**

1982-84 Two-time All-State selection at Winston Academy (Louisville, Miss.)  
 1983 State Champions  
 1984-86 Two-time All-State selection at Louisville HS  
 1986 Parade All-American, Mississippi Player of the Year  
 1986-87 Freshman at North Carolina State, coached by Jim Valvano  
 1987 ACC Tournament Champions  
 1988-91 Three-year letterman at UAB, coached by Gene Bartow  
 1991 Honorable Mention All-America Selection (Basketball Times)  
 Two-time All-Sun Belt Conference (1990, 1991)  
 School's 2nd all-time leading scorer (1,787 points)  
 Still holds more than 15 school records, including season average of 21.8 ppg  
 1990 Sun Belt Conference Champions, NCAA Tournament  
 1989 NIT Final Four  
 1991-94 Played professionally in the NBA (Charlotte) and in Greece, Spain, Holland and Puerto Rico

**EDUCATION:** Bachelor of Arts in History, UAB 1991**KENNEDY MAKING HIS MARK AT OLE MISS**

- The all-time winningest coach in Ole Miss history
- Two-time SEC Coach of the Year (2007, '10)
- 2013 SEC Tournament Title
- 2013 NCAA Third Round
- 2015 NCAA Second Round
- Two SEC Western Division Titles (2007, '10)
- Two NIT Final Four appearances (2008, '10)
- Seven postseason berths (2007, '08, '10, '11, '12, '13, '15)
- Tied the school record with 27 wins in 2013.
- Eight 20+ win seasons (2007 - 21, '08 - 24, '10 - 24, '11 - 20, 12 - 20, '13-27, '15-21, '16-20)
- Ole Miss was the only team in the SEC recognized by the NCAA in 2011-12 season for being in the top-10 percent of teams in the men's basketball Academic Progress Rate.
- More postseason wins (9) than any coach in program history.
- Reached 100 wins faster than any coach in school history (158 games).
- First coach to lead Ole Miss to 10-straight winning seasons.
- Led Rebels to eight 20-plus win season in first 10 years after and program recorded seven such seasons in first 96 years. Also, first coach to lead Ole Miss to four consecutive 20-win seasons.
- The Rebels have been nationally ranked a total of 18 weeks during Kennedy's tenure, rising as high as 14th.
- Has coached the school's all-time leading rebounder, shot blocker and 3-point FG shooter.
- Boasts the fourth-most wins in SEC history by a coach in his first 10 years in the league with 212 trailing just Joe B. Hall, Kentucky (227), Billy Donovan, Florida (226) and Wimp Sanderson, Alabama (216).
- First coach in SEC history to post 11 straight winning seasons after taking over a program with four consecutive losing seasons
- Ole Miss has led the SEC in scoring at just under 75.0 ppg in the 10 seasons under Kennedy.
- Ole Miss, Florida and Kentucky are the only three teams in the SEC to advance to the NCAA Tournament two of the last four seasons.
- One of nine active head coaches who have coached at least 11 years without a losing season.
- Ole Miss and Kentucky are the only two programs in the SEC to have finished .500 or better in the conference each of the last six seasons.
- Ole Miss has had seven seasons with a .500 or better record in SEC in each Kennedy's 11 years, while the Rebels had 17 such seasons in the 96 years before his arrival.
- Fifth coach in SEC history to guide his teams to 20+ wins in nine of his first 11 seasons. The others: Billy Donovan (Florida), Joe. B. Hall (Kentucky), Nolan Richardson (Arkansas) and Tubby Smith (Georgia/Kentucky).
- Fourth coach in SEC history with 45 or more wins in his first two seasons at a league school. The others: Tubby Smith (63 at Kentucky, 45 at Georgia), Eddie Sutton (50 at Kentucky) and Bruce Pearl (46 at Tennessee).
- Ole Miss season and single-game attendance records have been shattered.
- Ole Miss led the SEC in scoring (77.2) for the first time in school history in 2012-13.
- Ole Miss team statistical records in nearly every offensive category and some defensive categories have been established, as well as many individual records.
- Ole Miss is third in the SEC behind Florida and Kentucky for the most All-SEC selections in the last 11 years (16).
- In 2007-08, Ole Miss set school records for longest winning streak and most wins to start a season.
- In 2006-07, Ole Miss won the most games (21) by a first-year Rebel head coach and received SEC Coach of the Year honors.







# *UNPARALLELED* SUCCESES *UNDER AK*

ALL-TIME WINNINGEST COACH  
IN OLE MISS HISTORY

DEAN OF THE  COACHES

2X COACH OF THE  
YEAR 



2013  TOURNAMENT  
CHAMPION

8 20-WIN  
SEASONS

16 ALL- PLAYERS

11

STRAIGHT  
WINNING  
SEASONS

for first time in school history



# SIX STRAIGHT SEASONS WITH A .500 RECORD

Ole Miss and Kentucky are the only teams to finish .500 or better in the SEC each of the last SIX seasons.

Ole Miss has posted 11 consecutive winning seasons, all under head coach Andy Kennedy, and is one of just two teams in the SEC and 15 programs in the nation to have 11- straight winning seasons.



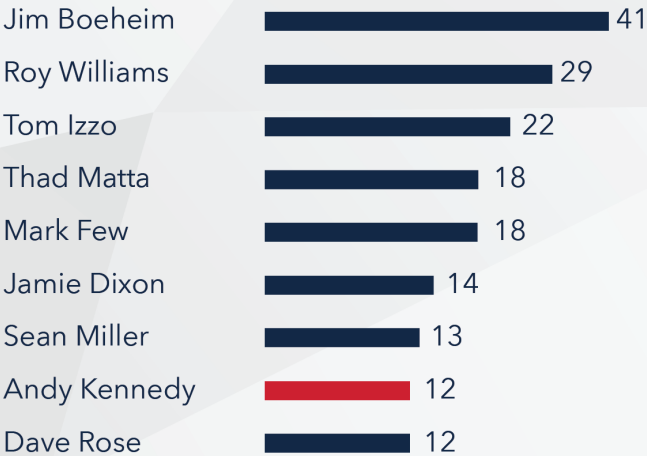
Has averaged more than 21 wins per season after program posted only 21 or more wins three times in 96 years before his arrival.




Ole Miss, Florida and Kentucky are the only teams in the SEC to win 20-plus games in eight of the last 10 seasons.

Ole Miss and Kentucky are the only teams to finish .500 or better in the SEC each of the last six seasons.

## CONSECUTIVE WINNING SEASONS TO START CAREER



Kennedy boasts the fourth-most wins in SEC history by a coach in his first 10 years in the league:



OLE MISS QUICK FACTS

**Name**...Ole Miss (The University of Mississippi)  
**Nickname**..... Rebels  
**Location**..... Oxford, Mississippi  
**Founded**..... November 6, 1848  
**Enrollment**..... 24,250  
**School Colors**..... Cardinal Red and Navy Blue  
**Mascot**..... Rebel  
**Chancellor** ..... Dr. Jeffrey S. Vitter  
**Faculty Representative** ..... Dr. Ron Rychlak  
**Athletics Director** ..... Ross Bjork  
**Conference** ..... Southeastern (SEC)  
**2015-16 Record** ..... 20-12  
**SEC Record/Finish** ..... 10-8/t-6th SEC  
**Postseason**..... none  
**Lettermen Returning/Lost** ..... 6/7  
**Starters Returning/Lost** ..... 2/3  
**Newcomers** ..... 7

MEDIA SERVICES

CREDENTIALS

Please contact the Athletics Media and Public Relations Office for game credentials. Requests for credentials should be emailed to [desnowde@olemiss.edu](mailto:desnowde@olemiss.edu) and will be limited to working members of the media. Credentials will be held at the will-call table located at the media entrance on the southwest corner of The Pavilion at Ole Miss.

Priority will be given to media representatives that cover Ole Miss basketball on a regular basis. Credentials are non-transferable. Unauthorized use is strictly prohibited.

INTERVIEW POLICY

All interview requests — coaches and players — **MUST** be coordinated through the Athletics Media Relations office. During the week, head coach Andy Kennedy and Rebel players will generally be available for interview at the Tuohy Center before practice on Mondays, unless arranged otherwise. Please email or text your player requests to Daniel Snowden by 5 p.m. of the day prior to interviews. There will be no gameday player interviews until after the game.

PRACTICE POLICY

Ole Miss basketball practices and walk-throughs are closed to the public and the media.

WEEKLY TELECONFERENCE

The Southeastern Conference conducts a bi-weekly Monday morning teleconference with all 14 men's basketball head coaches beginning in January and running through the end of the season. Coach Kennedy is on the teleconference at 11:10 a.m.

PARKING

Media parking is located in the garage or at the Ole Miss Track Complex (see map next page). Media members should request parking in advance. Media members that attend practices, press conferences and other on-campus events during the week should make arrangements with campus parking by visiting [olemiss.edu/parking/media.html](http://olemiss.edu/parking/media.html).

POSTGAME INTERVIEWS

Both team locker rooms are CLOSED to the media following the game, by facility policy. Visiting coach and player interviews will address the media in the media workroom following a cooling off period approximately 10 minutes after the game. Ole Miss head coach Andy Kennedy and selected Ole Miss players will address the media following the visiting team.

OLE MISS IN THE SEC TOURNAMENT

**The Rebels have an overall record of 31-52 in 54 SEC Tournament appearances.** The Rebels have reached five SEC championship contests and have a 2-3 record in those games, taking home tournament titles in 1981 and 2013. **Ole Miss has won seven of its last 11 SEC Tournament games dating back to 2012.** Head coach **Andy Kennedy** is 9-9 in the SEC Tournament at Ole Miss, has reached the semifinals three times and **has one SEC Tournament title.** The Rebels have never faced Arkansas in the SEC Tournament.

REBELS ROLL TIGERS TO ADVANCE IN NASHVILLE

Junior **Deandre Burnett** scored a game-high **23 points** and senior **Sebastian Saiz** posted his **20th double-double of the season with 14 and 16 rebounds** as Ole Miss rolled Missouri 86-74 to advance in the SEC Tournament. **Saiz tied the Ole Miss SEC Tournament record with 16 rebounds in the game.** The Rebels outrebounded the Tigers 40-32 and **committed a season-low seven turnovers.** **Ole Miss has now beaten 11 straight opponents with a Tiger mascot and have beaten Mizzou eight consecutive times.** The Rebels are averaging 81.1 ppg over their last eight games.

REBELS CONSISTENTLY UNDERRATED

The Rebels were predicted to finish ninth in the SEC this year by the media and finished the regular season tied for fifth in the league standings. **Ole Miss has not finished worse than sixth in the league and have finished above their preseason projected finish each of the last six seasons since the league moved away from a divisional format.**

OLE MISS NEARING .500 MARK AS A PROGRAM

With a 1279-1280 all time record, Ole Miss is nearing a .500 winning percentage as a program. The Rebels were 95 games under .500 when **Andy Kennedy** took over in Oxford and **have not been .500 or better as a program since Ole Miss was 440-440 on Jan. 17, 1958.**

COMPARING THE TEAMS

Statistic	Ole Miss	Arkansas
Scoring Offense	77.9	80.6
Scoring Defense	76.2	74.2
Scoring Margin	+1.8	+6.4
Field Goal Pct.	.421	.465
Opp. Field Goal Pct.	.424	.423
3-Point Pct.	.347	.369
Opp. 3-Point Pct.	.365	.337
Free Throw Pct.	.752	.759
Rebounds Per Game	39.2	36.4
Opp. Rebounds Per Game	36.6	35.6
Rebound Margin	+2.6	+0.8
Assists Per Game	12.8	14.4
Turnovers Per Game	14.3	12.8
Opp. Turnovers Per Game	14.1	13.0
Turnover Margin	-0.2	+1.3
Steals Per Game	6.7	7.4
Blocks Per Game	4.3	4.7

OLE MISS REBEL ROSTER

No.	Name	Pos.	Ht.	Wt.	Yr.	Hometown (High School/Other School)
0	Donte Fitzpatrick-Dorsey	G	6-4	191	So.	Memphis, Tenn. (Southwind)
1	Deandre Burnett	G	6-2	192	Jr.	Miami Gardens, Fla. (Miami (Fla.))
2	Cullen Neal	G	6-4	191	Jr.	Albuquerque, N.M. (New Mexico)
3	Terence Davis	G	6-4	201	So.	Southaven, Miss. (Southaven)
4	Breein Tyree	G	6-2	192	Fr.	Somerset, N.J. (St. Joseph)
5	Marcanvis Hymon	F	6-7	220	Jr.	Memphis, Tenn. (Whitehaven)
11	Sebastian Saiz	F	6-9	240	Sr.	Madrid, Spain (Sunrise Christian Academy)
12	Karlís Silins	F	6-11	245	Fr.	Riga, Latvia (WEF Skola)
14	Rasheed Brooks	G	6-5	203	Sr.	Kalamazoo, Mich. (Southwest Tennessee College)
24	Lane Below	G	6-1	190	Jr.	Advance, Mo. (Three Rivers C.C.)
30	Jake Coddington	F	6-6	212	Sr.	Edwardsville, Ill. (Three Rivers C.C.)
44	Dominik Olejniczak	C	7-0	255	Fr.	Torun, Poland (Drake)
50	Justas Furmanavicius	F	6-7	210	Jr.	Kaunas, Lithuania (Three Rivers C.C.)

Head Coach:

Andy Kennedy (UAB, 1991), 11th Year

Assistant Coaches:

Bill Armstrong (UAB, 2001), 11th Year; Tony Madlock (Memphis, 1991), Third Year; Todd Abernethy (Ole Miss, 2007), Third Year

**Coordinator of Basketball Operations:** James Hark

**Coordinator of Video Services:** Nathan Dye

**Athletic Trainer:** Andrew Beyke

**Strength & Conditioning Coach:** Matt Turner

PRONUNCIATIONS

Lane <b>BELOW</b>	buh-LOO
<b>JUSTAS FURMANAVICIUS</b>	YOO-stuss fur-mah-NAH-vih-chuss
<b>MARCANVIS</b> Hymon	Mar-CAN-vis
<b>DOMINIK OLEJNICZAK</b>	DAH-mih-nick oh-la-NEE-chak
Sebastian <b>SAIZ</b>	cy-EES
<b>KARLIS SILINS</b>	KAR-lis SHILL-insh



**OLE MISS AMONG SEC'S BEST**

**Ole Miss and Kentucky are the only two schools in the league to finish .500 or better in the SEC each of the last six seasons and the only two schools to finish in the top half of the conference standings each of the last six seasons.**

**REBELS SECURE WINNING SEASON**

**Ole Miss has secured its 11th consecutive winning season this year**, all under head coach **Andy Kennedy**, and is **one of just two teams in the SEC and 15 programs in the nation to have 11 straight winning seasons**. That list includes Syracuse (47), Kansas (34), Arizona (33), Kentucky (27), Maryland (24), Duke (22), Michigan State (21), Xavier (21), Wisconsin (19), Louisville (16), North Carolina (15), Ohio State (13) and Florida State (12).

**MOST IMPROVED PLAYER IN THE SEC**

Sophomore **Terence Davis** earned **SEC Player of the Week** honors earlier this season after posting two double-doubles in wins over Tennessee and Missouri. Davis averaged 19.0 points, 11.0 rebounds and 4.0 assists in the two victories. **He had a then career-high 20 points in the win over the Vols**, including 13 in the second half as the Rebels overcame a 13-point deficit, and added 19 points and 11 boards at Mizzou. **Davis has increased his scoring 12.4 ppg this year over last season's average (1.8 ppg to 14.2 ppg), which is the largest jump in scoring for any player in the SEC.**

**SAIZ PICKS UP POSTSEASON HONORS**

Senior F **Sebastian Saiz** was selected All-SEC first team by the league's coaches. **This is the third straight season a Rebel has earned first team All-SEC honors and this marks the 16th All-SEC honor under head coach Andy Kennedy**, which is the third-most in the league over the last 11 years behind Florida and Kentucky. Saiz was also named to the USBWA All-District IV team.

**SAIZ WINS HOWELL TROPHY**

Senior F **Sebastian Saiz** was named the 2017 C Spire Howell Trophy winner, presented by the Mississippi Sports Hall of Fame. The Howell Trophy, named for Bailey Howell, goes to the most outstanding men's collegiate basketball player in Mississippi. **Ole Miss has won the award each of the last five years**, as Stefan Moody won the trophy each of the last two years, Jarvis Summers took home the award in 2014 and Marshall Henderson earned the honor in 2013.

**KENNEDY ADMINISTRATION BEGINS 11TH YEAR**

In 11 seasons under Mississippi native **Andy Kennedy**, Ole Miss has a 232-138 record, one SEC Tournament championship, two SEC West championships, nine 20-win campaigns and seven postseason berths, which includes two NCAA Tournament appearances and pair of trips to the NIT Final Four. **The all-time winningest coach in school history, Kennedy has averaged more than 21 wins per season in his 10 full years in Oxford after the Rebels posted just three 21-win seasons in the 96 years before his arrival.**

**KENNEDY MOVING UP SEC COACHING WINS LIST**

Ole Miss head coach **Andy Kennedy** moved in a tie with former Florida coach Norm Sloan for **18th in SEC history with 232 career victories**. See complete list below:

1. Adolph Rupp (Kentucky) - 875
2. Billy Donovan (Florida) - 467
3. Dale Brown (LSU) - 448
4. C.M. Newtown (UA/VU) - 340
- Harry Rabenhorst (LSU) - 340
6. Kevin Stallings (Vanderbilt) - 332
7. Tubby Smith (UGA/UK) - 308
8. Joe B. Hall (Kentucky) - 297
- Hugh Durhman (Georgia) - 297
10. Rick Stansbury (MSU) - 293
11. Ray Mears (Tennessee) - 278
- Roy Skinner (Vanderbilt) - 278
13. Wimp Sanderson (Alabama) - 265
- John Mauer (UK/UT/UF) - 265
15. Hank Crisp (Alabama) - 264
16. Nolan Richardson (Arkansas) - 249
17. John Calipari (Kentucky) - 239
18. Norm Sloan (Florida) - 232
- Andy Kennedy (Ole Miss) - 232**
20. Rick Pitino (Kentucky) - 219
21. Joel Eaves (Auburn) - 214

**SAIZ MAKING MARK ON OLE MISS RECORD BOOK**

With 16 rebounds against Missouri, senior **Sebastian Saiz broke the Ole Miss single-season rebounding mark with 353 boards this season**. The record was previously held by former Rebel great Murphy Holloway, who pulled down 350 rebounds in 2012-13. **Saiz also moved into a tie with Denver**

**BY THE NUMBERS****The Rebels' record is ...**

- Overall. .... 20-12
- SEC Games ..... 10-8
- Streak ..... W2
- Overtime ..... 2-0
- Home Overall (SEC) ..... 13-5 (6-3)
- Road Overall (SEC) ..... 4-6 (4-5)
- Neutral Games (SEC) ..... 3-1 (0-0)
- vs. Ranked Opponents. .... 0-4

- Day Games ..... 7-2
- Night Games (6 p.m. or later) ..... 14-9
- November Games ..... 5-2
- December Games ..... 4-2
- January Games ..... 4-5
- February Games ..... 6-1
- March Games ..... 2-1

- Monday Games ..... 2-1
- Tuesday Games ..... 4-1
- Wednesday Games ..... 0-4
- Thursday Games ..... 4-1
- Friday Games ..... 2-0
- Saturday Games ..... 7-2
- Sunday Games ..... 1-2

- Red Jerseys ..... 3-3
- Navy Jerseys ..... 1-5
- White Jerseys ..... 14-3
- Grey Jerseys ..... 2-1

**Rebels' record when ...**

- Leading at the half ..... 12-3
- Tied at the half ..... 1-0
- Behind at the half ..... 7-9

- Scores 90 points or more ..... 5-0
- Scores 80-89 points ..... 11-1
- Scores 70-79 points ..... 3-5
- Scores less than 70 points ..... 1-6

- Out-rebounds opponent ..... 15-6
- Out-rebounded by opponent ..... 4-6
- Ties opponents in rebounds ..... 1-0

- Shoots 50 percent or better ..... 1-1
- Shoots between 40-49 percent ..... 17-5
- Shoots under 40 percent ..... 2-6
- Shoots 30 percent or better from 3-pt. .... 16-6
- Shoots under 30 percent from 3-pt. .... 4-6
- Shoots 70 percent or better from FT line . 15-9
- Shoots 60-69 percent from FT line ..... 5-2
- Shoots under 60 percent from FT line. .... 0-1
- Opp. shoots 50 percent or better ..... 0-3
- Opp. shoots 40-49 percent ..... 12-8
- Opp. shoots under 40 percent ..... 8-1
- Opp. shoots 30 percent or better from 3-pt. . 14-9
- Opp. shoots under 30 percent from 3-pt. . 6-3
- Commits 15 turnovers or more ..... 9-6
- Commits less than 15 turnovers ..... 11-6
- Forces 15 turnovers or more ..... 10-4
- Forces less than 15 turnovers ..... 10-8
- Has less (or same) turnovers than opp. . 12-6

## OLE MISS IN SEC/NCAA STATS

SEC NCAA Category (as of 3/9)

Ole Miss	8	52	Blocks/Game (4.3)
Ole Miss	4	62	Def. Reb./Game (26.8)
Ole Miss	4	11	FT Attempts (867)
Ole Miss	1	1	FT Made (652)
Ole Miss	4	20	FT% (75.2)
Ole Miss	4	43	Off. Reb./Game (12.45)
Ole Miss	7	62	Total Blocks (138)
Ole Miss	5	67	Scoring Offense (77.9)
Ole Miss	6	94	Steals (6.7)
Ole Miss	3	31	Total Reb./Game (39.21)
Ole Miss	5	91	Turnovers Forced (14.21)
S. Saiz	1	10	Def. Reb./Game (7.7)
S. Saiz	1	5	Double Doubles (20)
D. Burnett	2	32	FT Attempts (209)
S. Saiz	5	82	FT Attempts (199)
D. Burnett	1	8	FT Made (185)
S. Saiz	5	84	FT Made (141)
D. Burnett	1	14	FT% (89.8)
S. Saiz	1	33	Off. Reb./Game (3.3)
S. Saiz	1	6	Rebounds/Game (11.1)
S. Saiz	1	12	Total Rebounds (354)

## SEC-ONLY STATS

SEC Category (as of 3/5)

Ole Miss	6	Scoring Offense (75.5)
Ole Miss	2	FT% (.759)
Ole Miss	4	Rebounding Offense (37.9)
Ole Miss	5	Rebounding Margin (+0.4)
Ole Miss	6	Steals (6.6)
Ole Miss	6	Offensive Rebounds (11.3)
Ole Miss	4	Defensive Rebounds (26.6)
Ole Miss	T6	3PT FG Made (7.1)
D. Burnett	6	Scoring (15.3)
T. Davis	8	Scoring (15.1)
S. Saiz	10	Scoring (14.8)
S. Saiz	1	Rebounding (10.2)
T. Davis	6	FG% (.455)
D. Burnett	10	Assists (3.7)
D. Burnett	2	FT% (.878)
T. Davis	10	Steals (1.4)
D. Burnett	10	Assist/Turnover Ratio (1.3)
S. Saiz	4	Offensive Reboundns (3.2)
S. Saiz	1	Def. Rebounds (7.0)
S. Saiz	6	Minutes (33.8)
D. Burnett	17	Minutes (30.7)

**Brackeen for the most double-doubles in a season in school history with 20. In addition, he moved into second place on the Ole Miss career rebounding chart with 953, passing former Rebel Walter Actwood. Saiz trails Holloway on the Ole Miss career list by only 140 rebounds and need just 47 boards to become just the second player in school history with 1,000 points and 1,000 rebounds in a career.**

## WINNING WAYS

Ole Miss head coach **Andy Kennedy is the first coach in SEC to post 11 straight winning seasons after taking over a program with four straight losing seasons.** Below is the list of coaches that took over a program after four consecutive losing seasons:

Goat Hale (Ole Miss) - 1944  
 B.L. 'Country' Graham (Ole Miss) - 1949  
 Ken Rosemond (Georgia) - 1965  
 John Lotz (Florida) - 1973  
 Hugh Durham (Georgia) - 1978  
 Jerry Green (Tennessee) - 1997  
 John Brady (LSU) - 1997  
 Andy Kennedy (Ole Miss) - 2006  
 Bruce Pearl (Auburn) - 2014

## OLE MISS WINS 20 ... AGAIN

**Ole Miss has posted 20 wins for the ninth time in 11 seasons under Andy Kennedy.** Ole Miss had seven 20-win campaigns in the 96 seasons prior to Kennedy's arrival in Oxford. **Kennedy is just the fifth coach in SEC history to guide his teams to 20+ wins in at least nine of his first 11 years in the league.** The others: Billy Donovan (Florida), Joe. B. Hall (Kentucky), Nolan Richardson (Arkansas), Tubby Smith (Georgia/Kentucky). Kennedy is also the first coach in Ole Miss history to win 20 games in five-straight seasons.

## DEAN OF SEC COACHES

In his 11th season in the league, Ole Miss head coach **Andy Kennedy is the Dean of SEC basketball coaches.** Kennedy has faced **38 different head coaches in the SEC during his time in Oxford.** He is also the **longest tenured head coach in the league in both basketball and football** having entered the league prior to Alabama football coach Nick Saban.

## SAIZ SAYS DOUBLE-DOUBLE

Senior F **Sebastian Saiz is the SEC active career leader in rebounding with 951 boards.** He leads the league, and ranks sixth nationally, in rebounding this year pulling down 11.1 boards a game and **is the only player in the SEC averaging a double-double this season. Saiz leads the SEC, and ranks fifth nationally, with 20 double-doubles this year and leads all active players in the conference with 29 career double-doubles. His 20 double-doubles this season is tied for the fourth most in the league over the last 20 years.**

## NCAA Rebounding Leaders

1. Angel Delgado, Seton Hall	13.1 PRG
2. Caleb Swanigan, Purdue	12.5 PRG
2. Steve Taylor Jr., Toledo	12.5 RPG
4. Rokas Gustys, Hofstra	12.1 PRG
5. Bryce Washington, ULL	11.5 RPG
<b>6. Sebastian Saiz, Ole Miss</b>	<b>11.1 PRG</b>
7. James Thompson IV, Eastern Mich.	11.0 RPG
8. Aubrey Williams, Kennesaw St.	10.8 RPG
9. Emmanuel Omogbo, Colorado St.	10.7 RPG
10. Ivan Rabb, Cal	10.6 RPG

## SAIZ JOINS 1,000/900 CLUB

With 23 points and 10 rebounds against Mississippi State, senior F **Sebastian Saiz became just the second player in Ole Miss history to eclipse 1,000 points and 900 rebounds in his career.** Saiz is the 38th player in Ole Miss history to break 1,000 career points and the **10th under head coach Andy Kennedy.** He is also the third player in school history to post 900 career rebounds and recently passed Walter Actwood for second on the Ole Miss career rebounding list with 951. Saiz and Murphy Holloway are the only players in Ole Miss history with 1,000 points and 900 rebounds. **He is also the only player in Rebel history with 1,000 points, 900 boards and 100 blocked shots and just the 16th player in SEC history to reach the milestone** joining conference legends like Glenn Davis (LSU), Shaquille O'Neal (LSU) and Kenny Walker (UK).

## DAVIS LEADS OLE MISS COMEBACK OVER LSU

Sophomore G **Terence Davis poured in a career high 33 points,** with 22 coming in the second half, as Ole Miss erased an 11-point second half deficit to storm past LSU, 96-76. **The Rebels ended the game on a 17-0 run,** hitting 10 of their last 11 shots. **Ole Miss closed out the game on a 42-12 streak to blow past the Tigers.** Senior F **Sebastian Saiz** scored 15 points and grabbed six rebounds, while



junior G **Deandre Burnett** also chipped in 15 points and added five assists. Senior G **Rasheed Brooks** scored nine points and **posted a career high seven steals, as the Rebels tallied a season best 14 steals.** Ole Miss also **knocked down 18 of 20 attempts from the free throw line.**

#### REBELS RATE HIGHLY IN LATEST RPI RELEASE

**Ole Miss checks in at No. 68 in the latest Ratings Percentage Index released by the NCAA,** while Friday opponents Arkansas comes in at No. 28. **Ole Miss is 8-12 against the RPI top 150 with wins over South Carolina (No. 31), Vanderbilt (No. 45), Tennessee (No. 76), Auburn (No. 94), Memphis (No. 110) and MSU (No. 147).** The Rebels' 12 losses this season have come against No. 5 Florida, No. 6 Baylor, No. 7 Kentucky, No. 27 Creighton, No. 28 Arkansas, No. 31 South Carolina, No. 36 Middle Tennessee, No. 46 Virginia Tech, No. 54 Georgia, No. 76 Tennessee, No. 86 Texas A&M and No. 93 Alabama. **Ole Miss boasts the 46th toughest strength of schedule this season and the Rebels have played the 66th toughest non-conference schedule according to ESPN.com.**

#### CONSISTENT WINNER

**Andy Kennedy is one of nine active head coaches with 12 or more consecutive winning seasons** to start a career. The list includes: Jim Boehiem (41), Roy Williams (29), Tom Izzo (22), Thad Matta (17), Mark Few (18), Jamie Dixon (14), Sean Miller (13) and Dave Rose (12).

#### KENNEDY'S FIRST 10 YEARS RANK AMONG ALL-TIME SEC GREATS ...

Last season, head coach Andy Kennedy moved past MSU's Rick Stansbury for the **fourth-most wins by a head coach in their first 10 years who took over an SEC program.** See the list below:

1. Joe B. Hall (Kentucky) — 227
2. Bill Donovan (Florida) — 226
3. Wimp Sanderson (Alabama) — 216
- 4. Andy Kennedy (Ole Miss) - 212**
5. Rick Stansbury (Mississippi State) — 208
6. Mark Gottfried (Alabama) — 198
7. Kevin Stallings (Vanderbilt) - 189
8. Cliff Ellis (Auburn) — 186
- Ray Mears (Tennessee) — 186
10. Don Devoe (Tennessee) — 185
11. John Brady (LSU) — 184
- Hugh Durham (Georgia) — 184
13. Dale Brown (LSU) — 175
14. Roy Skinner (Vanderbilt) — 173
16. Babe McCarthy (Mississippi State) — 169

#### ... AND HE IS CLIMBING UP THE 11-YEAR LIST

Kennedy is also tied for fourth on the list for most wins by a coach in their first 11 years in the league after taking over an SEC program. See the list below:

1. Bill Donovan (Florida) — 261
2. Joe B. Hall (Kentucky) — 250
3. Wimp Sanderson (Alabama) — 239
- 4. Andy Kennedy (Ole Miss) - 232**
5. Rick Stansbury (Mississippi State) — 231
6. Kevin Stallings (Vanderbilt) - 213
7. Mark Gottfried (Alabama) — 210
8. Don Devoe (Tennessee) — 204
9. Ray Mears (Tennessee) — 201
10. Hugh Durham (Georgia) — 199
11. Dale Brown (LSU) — 194
12. John Brady (LSU) — 192
13. C.M. Newtown (Alabama) — 193
14. Roy Skinner (Vanderbilt) — 188
15. Adolph Rupp (Kentucky) — 185

#### SAIZ POWERS REBELS OVER SOUTH CAROLINA ON SENIOR NIGHT

**Senior F Sebastian Saiz posted his 19th double-double of the season with 21 points and 15 rebounds** to lead Ole Miss past South Carolina, 75-70, on senior night. Freshman G **Breein Tyree** added 19 points for the Rebels, while junior F **Justas Furmanavicius posted his first career double-double with 12 points and 10 rebounds.**

#### OLE MISS KNOCKS OFF MIZZOU

Senior G **Deandre Burnett scored 28 points on 5 of 8 shooting from behind the arc** and added five assists as Ole Miss knocked off Missouri 80-77. **Burnett knocked down 13 of 14 free throw attempts in the win, as the Rebels hit 27 of 29 from the line as a team.** Freshman G **Breein Tyree added 15 points** and senior F **Sebastian Saiz** chipped in 10 points and grabbed seven boards, as Ole Miss outrebounded the Tigers 38-28. **The win was Ole Miss' seventh straight over Mizzou.**

### CAREER RECORDS WATCH

#### POINTS

- |                  |  |
|------------------|--|
| 23. 1,259        | B.L. Graham (76 games, 1936-38)            |
| 24. 1,232        | Dwayne Curtis (90 games, 2006-08)          |
| 25. 1,216        | Walter Actwood (103 games, 1974-77)        |
| <b>26. 1,210</b> | <b>Sebastian Saiz (125 games, 2014-17)</b> |
| 27. 1,201        | Roderick Barnes (103 games, 1985-88)       |
| 28. 1,160        | Rahim Lockhart (123 games, 1998-2001)      |
| 29. 1,159        | Ken Turner (73 games, 1967-69)             |
| 30. 1,137        | Jack Marshall (105 games, 1946-50)         |
| 31. 1,130        | Joe Ayers (112 games, 1984-87)             |
| 32. 1,105        | Fred Cox (76 games, 1972-74)               |
| 33. 1,095        | Terrance Henry (132 games, 2009-12)        |
| 34. 1,072        | Coolidge Ball (76 games, 1972-74)          |
| 35. 1,066        | Jason Harrison (132 games, 1999-2002)      |
| 36. 1,046        | Ron Coleman (71 games, 1968-70)            |
| 37. 1,040        | Denver Brackeen (42 games, 1954-55)        |
| 38. 1,036        | Todd Abernethy (122 games, 2004-07)        |

#### REBOUNDS

- |               |  |
|---------------|--|
| 1. 1,093      | Murphy Holloway (132 games, 2009-13)       |
| <b>2. 953</b> | <b>Sebastian Saiz (125 games, 2014-17)</b> |
| 3. 945        | Walter Actwood (103 games, 1974-77)        |
| 4. 880        | Reginald Buckner (132 games, 2010-13)      |
| 5. 828        | Elston Turner (113 games, 1978-81)         |
| 6. 827        | Joe Gibbon (86 games, 1954-57)             |
| 7. 826        | John Stroud (110 games, 1977-80)           |
| 8. 780        | Rahim Lockhart (123 games, 1998-2001)      |
| 9. 774        | Dwayne Curtis (90 games, 2006-08)          |
| 10. 766       | Justin Reed (122 games, 2001-04)           |

#### BLOCKED SHOTS

- |               |  |
|---------------|--|
| 1. 326        | Reginald Buckner (132 games, 2010-13)      |
| 2. 180        | Sean Murphy (117 games, 1988-91)           |
| 3. 139        | Aaron Jones (105 games, 2012-15)           |
| 4. 132        | Rahim Lockhart (123 games, 1998-2001)      |
| <b>5. 123</b> | <b>Sebastian Saiz (125 games, 2014-17)</b> |
| 6. 114        | Johnnie Rogers (54 games, 1996-1999)       |
| 7. 113        | Terrance Henry (132 games, 2008-12)        |
| 8. 108        | David Dean (50 games, 1992-94)             |
| 9. 99         | Ansu Sesay (110 games, 1995-98)            |
| 10. 89        | Justin Reed (123 games, 2001-04)           |

#### DOUBLE-DOUBLES

- |              |  |
|--------------|--|
| 1. 45        | Joe Gibbon (86 games, 1954-57)             |
| 2. 39        | Murphy Holloway (96 games, 2009-13)        |
| 3. 37        | Coolidge Ball (76 games, 1972-74)          |
| 4. 34        | Dwayne Curtis (90 games, 2006-08)          |
| 5. 32        | Denver Brackeen (42 games, 1954-55)        |
| 6. 31        | John Stroud (110 games, 1977-80)           |
| <b>7. 29</b> | <b>Sebastian Saiz (125 games, 2014-17)</b> |
| 8. 28        | Ivan Richmann (67 games, 1958-60)          |
| 9. 27        | Fred Cox (76 games, 1972-74)               |
| 10. 22       | Rahim Lockhart (123 games, 1998-2001)      |

## SEASON RECORDS WATCH

## REBOUNDS

1. **354 Sebastian Saiz (32 games, 2017)**
2. 350 Murphy Holloway (36 games, 2013)
3. 337 Dwayne Curtis (35 games, 2008)
4. 306 Denver Brackeen (22 games, 1955)
5. 296 Joe Gibbon (21 games, 1957)
6. 295 Walter Actwood (26 games, 1975)
7. 282 Rahim Lockhart (35 games, 2001)
8. 279 Murphy Holloway (31 games, 2012)
9. 278 Rahim Lockhart (33 games, 2000)
10. 271 Reginald Buckner (36 games, 2013)

## REBOUNDING AVERAGE

1. 14.1 Joe Gibbon (21 games, 1957)
2. 13.9 Denver Brackeen (22 games, 1955)
3. 11.3 Walter Actwood (26 games, 1975)
4. **11.1 Sebastian Saiz (32 games, 2017)**
5. 10.8 Fred Cox (25 games, 1972)
6. 10.4 Ivan Richmann (20 games, 1960)
7. 10.3 Coolidge Ball (25 games, 1972)
8. 10.10 Denver Brackeen (20 games, 1954)
9. 10.09 Sterling Ainsworth (23 games, 1961)
10. 10.08 Bill Bolton (24 games, 1963)

## FREE THROW PERCENTAGE (MIN. 90 ATTEMPTS)

1. .928 Chris Warren, 168-181 (2011)
2. .903 Stefan Moody, 149-165 (2015)
3. .901 David Rhodes, 82-91 (1972)
4. **.885 Deandre Burnett, 185-209 (2017)**
5. .883 Marshall Henderson, 166-188 (2013)
6. .873 Jack Waters, 103-118 (1960)
7. .871 Zach Graham, 108-124 (2011)
8. .860 Jason Harrison, 92-107 (2002)
9. .849 David Rhodes, 79-93 (1971)
10. .844 Don Kessinger, 103-122 (1963)

## FREE THROWS MADE

1. 233 John Stroud (30 games, 1980)
2. 212 Stefan Moody (31 games, 2016)
3. 193 Denver Brackeen (22 games, 1955)
4. 191 Johnny Neumann (23 games, 1971)
5. **185 Deandre Burnett (28 games, 2017)**
6. 177 Joe Gibbon (21 games, 1957)
7. 168 Chris Warren (34 games, 2011)
8. 166 Marshall Henderson (36 games, 2013)
9. 162 Carlos Clark (31 games, 1983)
10. 158 Ken Turner (24 games, 1969)

## DOUBLE-DOUBLES

1. 20 Denver Brackeen (22 games, 1955)
2. **20 Sebastian Saiz (32 games, 2017)**
3. 19 Joe Gibbon (21 games, 1957)
4. 18 Dwayne Curtis (35 games, 2008)
5. 15 Coolidge Ball (25 games, 1972)
6. 15 Fred Cox (25 games, 1972)
7. 14 Murphy Holloway (36 games, 2013)
8. 14 Joe Gibbon (22 games, 1956)

## REBELS PULL OUT OVERTIME WIN AT MSU

Freshman G **Breein Tyree** scored a career-high **24 points, including 20 points in the second half and overtime**, to help lift Ole Miss to an 87-82 overtime win at Mississippi State. It **marked the Rebels' seventh victory in eight tries over MSU**, which is the best streak over the Bulldogs since 1980-83. **Tyree scored the first eight points in overtime and Ole Miss jumped out on a 10-0 run to start the extra period to secure the win.** Senior F **Sebastian Saiz** posted his **18th double-double of the year with 23 points and 10 rebounds** in the win.

## REBELS ROUT BULLDOGS

**Ole Miss routed Mississippi State 88-61 as four Rebels scored in double figures** led by sophomore G **Terence Davis** with 18 points and senior F **Sebastian Saiz** with 17. **It marked the largest margin of victory over MSU for the Rebels since 1951.** Saiz posted his 15th double-double of the season with 17 points and 11 rebounds, while junior G **Deandre Burnett** added 16 points, five assists and a career-high four steals. Junior F **Justas Furmanavicius** chipped in **six points and pulled down 10 boards as the Rebels posted a +13 rebounding margin and outscored the Bulldogs 44-28 in the paint.**

## REBELS STORM BACK FOR 10TH STRAIGHT OVER THE TIGERS

**Ole Miss tied a school record with a 23-point comeback to knock off Auburn 90-84 for the 10th straight time.** The Rebels overcame a 20-point halftime deficit and a 23-point second half deficit, which both tied Ole Miss' comeback victory at Alabama in 2010. Sophomore G **Terence Davis** scored a career-high **26 points, all in the second half**, after playing just four minutes in the first half. Davis knocked down 11 of 13 shot from the field in the second half and pulled down six rebounds. Junior G **Cullen Neal** added **20 points, 15 coming in the second half**, and hit 3 of 7 attempts from behind the arc. Junior **Deandre Burnett** chipped in 18 points and was a perfect 10 of 10 from the line, as the **Rebels made 27 of 31 attempts from the line in the comeback.** Ole Miss scored 63 points in the second half and shot 62.5 percent from the field.

## SECOND HALF SURGE GIVE REBELS COMEBACK WIN AT VANDERBILT

Sophomore G **Terence Davis** and junior **Deandre Burnett** scored 17 points each as **Ole Miss overcame a five-point halftime deficit to knock off Vanderbilt 81-74.** **Davis scored all 17 of his points in the second half** to help Ole Miss to the come-from-behind victory. Ole Miss opened the second half with a 9-2 run take the lead for good. The Rebels **knocked down 7 of 9 from behind the arc in the second half** and out rebounded the Commodores 41-33. **Ole Miss also forced 11 VU turnovers, while committing just eight.** Junior F **Justas Furmanavicius** and freshman G **Breein Tyree** both added 11 points for the Rebels and senior F **Sebastian Saiz** recorded **16th double-double of the year with 16 rebounds and 10 points.**

## REBELS DROP NAIL BITER TO NO. 5 BAYLOR

Ole Miss dropped a nail biter 78-75 to No. 5 Baylor in the SEC/Big 12 Challenge. Senior F **Sebastian Saiz** posted his **14th double-double** of the year with 20 points and 10 rebounds and freshman **Breein Tyree** added a career-high **20 points, including 18 in the second half.** **Ole Miss made 22 of 23 attempts (.957) at the line, which is the second-best free throw percentage as a team in a game with 20 or more attempts in school history.** The Bears were the highest ranked non-conference opponent to visit Oxford since the Rebels hosted No. 5 Memphis in 1984.

## OLE MISS SECURES COMEBACK OVER VOLS

Senior F **Sebastian Saiz** and sophomore G **Terence Davis** each posted double-doubles to help erase a **13-point deficit in the second half** as Ole Miss outlasted Tennessee 80-69. **Davis scored a career-high 20 points** and pulled down 11 boards, while Saiz added **17 points and 10 rebounds.** Freshman G **Breein Tyree** and junior F **Justas Furmanavicius** both added a career-best 15 points. **The Rebels held Tennessee without a field goal in the final 4:13** for their sixth win over the Vols in the last seven meetings.

## REBELS RALLY FOR NINTH STRAIGHT OVER THE TIGERS

**Ole Miss overcame an eight-point halftime deficit** to knock off Auburn 88-85 on the road Saturday. **It was the Rebels' ninth-straight win over Auburn**, which is the most consecutive wins over an SEC opponent in school history besting a pair of eight game streak against LSU and Mississippi State. Senior F **Sebastian Saiz** posted his **sixth straight double-double with 14 points and 10 rebounds** and junior G **Deandre Burnett** added a team-high 18 points and a **career-best eight assists.** Ole Miss forced 16 Auburn turnovers, recorded eight steals and **six Rebels scored in double figures.**

## DAVIS, SAIZ LEAD REBELS TO ROAD WIN AT MIZZOU

Senior F **Sebastian Saiz** picked up his **13th double-double of the year** with 19 points and 10 rebounds and sophomore G **Terence Davis** recorded his **second straight double-double** 18 points and 11 rebounds as Ole Miss knocked off Missouri 75-71 on the road. Junior G **Deandre Burnett** added 14 points and hit three 3-pointers in his first action since the Georgia game.

## BURNETT MAKING FREEBIES

Junior G **Deandre Burnett** made **25 consecutive free throws to start the season and finished just 12 shy of Dave Rhodes' school record.** Burnett is 185 of 209 (.885) from the charity stripe this

season, which ranks second in the SEC, and **no player in the nation made more consecutive free throws to start the season**. As a team, **the Rebels ranked second in the league in SEC play making 75.9 percent of its attempts this year** and are 251 of 308 (.815) from the line over the last 11 games.

SERIES HISTORY VS. ARKANSAS

Friday's game will be the 77th meeting between the two schools, with the Razorbacks holding an all-time series lead of 44-32. It marks the first meeting for the Rebels against the Razorbacks in the SEC Tournament. The series began in 1937 and Arkansas won 32 of the first 38 meetings, but **Ole Miss has won 24 of the last 35 meetings and 11 of the last 15**. The Hogs hold a 22-2 advantage in neutral site games, but most of those games took place in Little Rock and Memphis before Arkansas joined the league. Head coach **Andy Kennedy is 12-6 all time versus the Razorbacks**.

DEFENDING HOME COURT

Winning at home has been a trademark of Andy Kennedy's squads since he took the reins in 2006-07. Ole Miss is 146-38 (.793 win pct.) in home games during Kennedy's tenure. **The Rebels are 20-7 all time in The Pavilion and just snapped an eight-game home winning streak earlier this year**. Ole Miss has won 271 of its last 341 games (.795 win pct.) in Oxford dating back to the 1996-97 campaign.

REBELS CLEANING UP ON THE GLASS

**The Rebels rank third in the SEC pulling down 39.2 rebounds a game** this year and are fourth in the league with a +2.6 rebounding margin. **Ole Miss has only been outrebounded by 10 opponents this year** and are cleaning up on the offensive glass **pulling down 12.4 offensive rebounds a game, which ranks fifth in the league**.

REBELS COME UP SHORT AGAINST NO. 8 WILDCATS

Senior F **Sebastian Saiz posted his fourth straight double-double with 23 points and 13 boards**, but Ole Miss dropped its SEC opener 99-76 to No. 8 Kentucky. Junior G **Deandre Burnett** scored 19 points and senior G **Rasheed Brooks** added 15 for the Rebels, who **finished the game 16 of 17 from the free throw line (.941), which is the third-best single game percentage in school history** under 20 attempts.

GAME LEADERS			
LED TEAM IN PTS:		DOUBLE-FIGURE PTS:	
Burnett .....	12	Saiz .....	26
Saiz .....	10	Burnett .....	22
Davis .....	8	Davis .....	21
Brooks .....	1	Neal .....	15
Neal .....	1	Tyree .....	9
Tyree .....	1	Brooks .....	8
		Furmanavicius .....	5
LED TEAM IN REBS:		20-POINT GAMES:	
Saiz .....	22	Burnett .....	10
Davis .....	6	Saiz .....	9
Hymon .....	4	Davis .....	4
Furmanavicius .....	2	Tyree .....	2
LED TEAM IN ASSISTS:		Brooks .....	1
Burnett .....	17	Neal .....	1
Neal .....	10	30-POINT GAMES:	
Tyree .....	5	Burnett .....	1
Davis .....	5	Davis .....	1
Brooks .....	4	40-POINT GAMES:	
Hymon .....	3	Burnett .....	1
Furmanavicius .....	3		
Saiz .....	2		
DOUBLE-FIGURE REBS:			
Saiz .....	21		
Davis .....	5		
Furmanavicius .....	3		
Hymon .....	2		
DOUBLE-DOUBLES:			
Saiz .....	20		
Davis .....	5		
Furmanavicius .....	1		

HONORS	
<b>Deandre Burnett:</b> Paradise Jam All-Tournament Team	
<b>Terence Davis:</b> SEC Player of the Week (Jan. 23)	
<b>Sebastian Saiz:</b> Preseason All-SEC 2nd Team (Coaches) SEC Player of the Week (Nov. 21) All-SEC 1st Team (Coaches) All-District 1st Team (USBWA) C Spire Howell Trophy Winner SEC Community Service Team	

GAME-BY-GAME STARTING LINEUPS						
Opponent	Result	PG	G	G/F	F	F
UT Martin	W, 86-83	Neal	Burnett	Brooks	Furmanavicius	Saiz
UMass	W, 90-88	Neal	Burnett	Brooks	Furmanavicius	Saiz
Oral Roberts	W, 95-88 (OT)	Neal	Burnett	Brooks	Furmanavicius	Saiz
St. Joseph's	W, 81-68	Neal	Burnett	Brooks	Hymon	Saiz
No. 12/18 Creighton	L, 86-77	Neal	Burnett	Brooks	Hymon	Saiz
Montana	W, 86-81	Neal	Burnett	Brooks	Furmanavicius	Saiz
Middle Tennessee	L, 77-62	Neal	Burnett	Brooks	Furmanavicius	Saiz
Memphis	W, 85-77	Tyree	Burnett	Davis	Hymon	Saiz
at Virginia Tech	L, 80-75	Tyree	Burnett	Davis	Hymon	Saiz
Murray State	W, 78-73	Tyree	Burnett	Davis	Hymon	Saiz
Bradley	W, 66-49	Neal	Fitzpatrick-Dorsey	Davis	Hymon	Saiz
South Alabama	W, 92-58	Neal	Fitzpatrick-Dorsey	Davis	Hymon	Saiz
No. 8/8 Kentucky	L, 99-76	Neal	Burnett	Davis	Hymon	Saiz
at No. 24/24 Florida	L, 70-63	Neal	Burnett	Furmanavicius	Hymon	Saiz
at Auburn	W, 88-85	Burnett	Davis	Furmanavicius	Hymon	Saiz
Georgia	L, 69-47	Burnett	Davis	Furmanavicius	Hymon	Saiz
at South Carolina	L, 67-56	Tyree	Davis	Furmanavicius	Hymon	Saiz
Tennessee	W, 80-69	Tyree	Davis	Brooks	Furmanavicius	Saiz
at Missouri	W, 75-71	Tyree	Davis	Furmanavicius	Hymon	Saiz
Texas A&M	L, 80-76	Burnett	Tyree	Davis	Furmanavicius	Saiz
No. 5/5 Baylor	L, 78-75	Tyree	Neal	Davis	Hymon	Saiz
Mississippi State	W, 88-61	Tyree	Burnett	Davis	Hymon	Saiz
at Vanderbilt	W, 81-74	Tyree	Burnett	Davis	Hymon	Saiz
at Tennessee	L, 75-66	Tyree	Burnett	Davis	Hymon	Saiz
Auburn	W, 90-84	Tyree	Burnett	Brooks	Hymon	Saiz
LSU	W, 96-76	Tyree	Burnett	Davis	Hymon	Saiz
at Arkansas	L, 98-80	Tyree	Burnett	Davis	Hymon	Saiz
at Mississippi State	W, 87-82 (OT)	Tyree	Burnett	Davis	Hymon	Saiz
Missouri	W, 80-77	Tyree	Burnett	Davis	Hymon	Saiz
at Alabama	L, 70-55	Tyree	Burnett	Davis	Hymon	Saiz
South Carolina	W, 75-70	Tyree	Davis	Brooks	Hymon	Saiz
vs. Missouri	W, 86-74	Tyree	Davis	Brooks	Furmanavicius	Saiz



## OLE MISS TAMES TIGERS

Senior F **Sebastian Saiz** posted a double-double with 20 points and 16 rebounds as Ole Miss knocked off Memphis 85-77. Junior G **Deandre Burnett** added 19 points and five assists as the Rebels racked up 17 assists against a season-low 11 turnovers. The win was head coach **Andy Kennedy's** third straight victory over the Tigers and he is the first coach in school history to post three-straight wins over Memphis since R.L. Sullivan in 1923-25.

## REBELS INK STAR-PACKED CLASS

The Rebels signed three high school standouts during the fall signing period, including two players - **Jamariko Pickett** and **Devontae Shuler** - ranked as top 100 and four-star prospects in the latest release of the Scout.com rankings. The trio has the highest average player rating in school history according to 247 Sports. Pickett, a 6-9, 190-pound forward, comes to Oxford from Massanutten Military Academy in Virginia. Originally from Washington D.C., He averaged 17.0 points, 10.5 rebounds and 4.5 blocked shots a game last year as a senior at Eastern High School for coach Emmanuel Kakula en route to first team All-DCIAA honors. The No. 113 player in the nation according to Rivals.com, Pickett also played for DC Premier AAU squad and averaged 14 points per game, while shooting 46 percent from the field and 39 percent from 3-point range on the summer circuit. A composite four-star guard, Shuler is rated the No. 100 player in the nation by 247 Sports and Scout.com and No. 106 by Rivals.com. A native of Irmo, South Carolina, the same hometown as Rebel legend Murphy Holloway, Shuler attended Irmo High School before transferring to perennial powerhouse Oak Hill Academy in Mouth of Wilson, Virginia last season. As a junior, Shuler averaged 10.1 points per game and helped lead Oak Hill and legendary coach Steve Smith to a 45-1 record, including the Dick's Sporting Goods National Championship. A 6-5 combo guard, Parker Stewart is one of the nation's top shooters. He averaged 19 points, six boards and two steals a game while shooting 51 percent from the field and 39 percent from behind the arc last season for coach Shane Sisco at Union City High School. Parker is the son of UT Martin head coach Anthony Stewart, who has more than 15 years of college coaching experience. He chose Ole Miss over Georgetown, Kansas State, Nebraska and Wisconsin.

## SEC TOURNAMENT RECORDS

## Individual Records (Single Game)

## POINTS

- 39 Stefan Moody vs. Alabama (3/10/16)
- 39 John Stroud vs. Kentucky (2/28/79)
- 29 David Huertas vs. Georgia (3/13/08)
- 29 John Stroud vs. Kentucky (2/29/80)
- 28 Carlos Clark vs. LSU (3/4/82)
- 27 Marshall Henderson vs. Missouri (3/15/13)
- 27 B.L. "Country" Graham vs. LSU (3/4/38)

## REBOUNDS

- 16 Sebastian Saiz vs. Missouri (3/9/17)
- 16 Derrick Allen vs. South Carolina (3/13/03)
- 14 Jason Smith vs. South Carolina (3/7/98)
- 14 Jason Smith vs. South Carolina (3/4/99)
- 13 Murphy Holloway vs. Auburn (3/8/12)
- 12 Terrance Henry vs. Kentucky (3/11/11)
- 12 Kenny Williams vs. Florida (3/10/07)
- 12 Ansu Sesay vs. South Carolina (3/7/98)
- 12 David Dean vs. South Carolina (3/10/94)
- 12 Charles Prater vs. Alabama (3/10/88)

## FGS MADE

- 15 John Stroud vs. Kentucky (2/28/79)
- 13 Gerald Glass vs. Auburn (3/10/89)
- 12 Stefan Moody vs. Alabama (3/10/16)
- 12 John Stroud vs. Kentucky (2/29/80)
- 11 Murphy Holloway vs. Florida (3/17/13)
- 11 Dwayne Curtis vs. Georgia (3/13/08)

## FGS ATTEMPTED

- 27 Stefan Moody vs. Alabama (3/10/16)
- 26 Gerald Glass vs. Auburn (3/10/89)
- 23 John Stroud vs. Kentucky (2/29/80)
- 22 Carlos Clark vs. Kentucky (3/5/82)
- 21 Clarence Sanders vs. Florida (3/10/07)
- 21 John Stroud vs. Kentucky (2/28/79)
- 21 Marshall Henderson vs. MSU (3/13/14)

## FTS MADE

- 16 Cecil Dowell vs. Tennessee (3/4/81)
- 15 John Stroud vs. Kentucky (2/28/79)
- 12 Sebastian Saiz vs. Missouri (3/9/17)
- 10 Terrance Henry vs. Tennessee (3/9/12)
- 9 4 players tied

## FTS ATTEMPTED

- 21 John Stroud vs. Kentucky (2/28/79)
- 18 Cecil Dowell vs. Tennessee (3/4/81)
- 16 Sebastian Saiz vs. Missouri (3/9/17)
- 12 Terrance Henry vs. Tennessee (3/9/12)
- 12 Jason Smith vs. South Carolina (3/7/98)

## ASSISTS

- 12 Sean Tuohy vs. Kentucky (2/29/80)\*
- 12 Eric Smith vs. Georgia (3/6/87)\*
- 10 Sean Tuohy vs. Kentucky (3/5/82)
- 10 Sean Tuohy vs. Georgia (3/7/81)
- 9 Eniel Polynice vs. Georgia (3/13/08)

## 3-POINTERS MADE

- 8 Stefan Moody vs. Alabama (3/10/16)
- 7 David Huertas vs. Georgia (3/13/08)
- 7 Marshall Henderson vs. MSU (3/13/14)
- 5 Chris Warren vs. Tennessee (3/12/10)
- 5 Joe Harvell vs. Tennessee (3/8/90)

## 3-POINTERS ATTEMPTED

- 19 Marshall Henderson vs. MSU (3/13/14)\*
- 17 Stefan Moody vs. Alabama (3/10/16)
- 15 Chris Warren vs. Kentucky (3/11/11)
- 12 Marshall Henderson vs. Missouri (3/15/13)
- 12 Chris Warren vs. Tennessee (3/12/10)

## Team Records (Single Game)

## POINTS

- 97 vs. Georgia (3/13/08)
- 87 vs. Tennessee (3/8/90)
- 86 vs. Missouri (3/9/17)
- 86 vs. Tennessee (3/9/01)
- 85 vs. Tennessee (3/7/91)

## REBOUNDS

- 46 vs. Georgia (3/6/98)
- 45 vs. Auburn (3/8/12)
- 44 vs. Tennessee (3/9/01)
- 43 vs. Alabama (3/10/16)
- 43 vs. South Carolina (3/10/11)
- 43 vs. South Carolina (3/7/98)

## FGS MADE

- 34 vs. Tennessee (3/7/91)
- 33 vs. Georgia (3/13/08)
- 33 vs. Tennessee (3/8/90)
- 29 vs. Auburn (3/10/89)
- 28 vs. Kentucky (2/28/79)

## FGS ATTEMPTED

- 80 vs. Tennessee (3/7/91)
- 76 vs. South Carolina (3/7/98)
- 70 vs. Georgia (3/13/08)
- 68 vs. Florida (3/7/96)
- 67 vs. Alabama (3/10/16)
- 67 vs. Florida (3/10/07)

## FG PERCENTAGE

- 62.5 vs. Tennessee (3/4/81)
- 61.9 vs. Vanderbilt (3/6/81)
- 56.0 vs. Kentucky (2/28/79)
- 54.1 vs. Tennessee (3/8/90)
- 52.2 vs. Florida (3/11/93)

## FTS MADE

- 31 vs. Missouri (3/9/17)
- 31 vs. Tennessee (3/9/2001)
- 31 vs. Tennessee (3/4/81)
- 25 vs. Tennessee (3/5/86)
- 22 vs. LSU (3/9/07)
- 22 vs. Kentucky (2/28/79)

## FTS ATTEMPTED

- 38 vs. Tennessee (3/9/2001)
- 38 vs. Tennessee (3/4/81)
- 35 vs. Kentucky (3/5/99)
- 32 vs. Vanderbilt (3/16/13)
- 32 vs. Auburn (3/8/12)
- 32 vs. Auburn (3/10/89)

## ASSISTS

- 19 vs. Florida (3/11/93)
- 19 vs. Kentucky (2/29/80)
- 18 vs. Florida (3/11/93)
- 18 vs. LSU (3/12/93)
- 17 vs. Kentucky (3/5/82)

## 3-POINTERS MADE

- 12 vs. MSU (3/13/14)
- 11 vs. Alabama (3/10/16)
- 10 vs. Kentucky (3/5/99)
- 9 vs. Missouri (3/9/17)
- 9 vs. Georgia (3/13/08)
- 9 vs. Tennessee (3/12/10)

## 3-POINTERS ATTEMPTED

- 34 vs. Alabama (3/10/16)
- 30 vs. Kentucky (3/11/11)
- 30 vs. MSU (3/13/14)
- 29 vs. South Carolina (3/7/98)
- 27 vs. South Carolina (3/13/03)

\* SEC Tournament Record

THE PAVILION RECORD BOOK

INDIVIDUAL (OLE MISS)

Points:	43	Stefan Moody vs. Mississippi St. (3-3-16)
FG att:	25	Stefan Moody vs. Vanderbilt (2-6-16)
FG made:	13	Terence Davis vs. LSU (2-14-17)
3-pt att:	15	Stefan Moody vs. Vanderbilt (2-6-16)
3-pt made:	6	2x, MR: Stefan Moody vs. Mississippi St. (3-3-16)
FT att:	18	2x, MR: Stefan Moody vs. Mississippi St. (3-3-16)
FT made:	15	2x, MR: Stefan Moody vs. Mississippi St. (3-3-16)
Rebounds:	19	Sebastian Saiz vs. UMass (11-14-16)
Assists:	9	Cullen Neal vs. South Alabama (12-22-16)
Blocks:	6	Sebastian Saiz vs. Bradley (12-19-16)
Steals:	7	Rasheed Brooks vs. LSU (2-14-17)

TEAM (OLE MISS)

Points:	96	vs. LSU (2-14-17)
Few points:	47	vs. Georgia (1-11-17)
FG att:	68	vs. Mississippi St. (1-31-17)
FG made:	33	vs. LSU (2-14-17)
FG pct:	54.1	vs. LSU (2-14-17)
3-pt att:	33	2x, MR: Montana (11-24-16)
3-pt made:	13	vs. Montana (11-24-16)
3-pt pct:	52.4	vs. Missouri (2-25-17)
FT att:	46	vs. UMass (11-14-16)
FT made:	33	vs. UMass (11-14-16)
FT pct:	95.7	vs. No. 5 Baylor (1-28-17)
Rebounds:	50	2x, MR: Tennessee (1-17-17)
Assists:	23	vs. South Alabama (12-22-16)
Blocks:	13	vs. Bradley (12-19-16)
Steals:	14	vs. LSU (2-14-17)

INDIVIDUAL (OPPONENT)

Points:	34	Malik Monk, No. 8 Kentucky (12-29-16)
FG att:	19	2x, MR: Malik Monk, No. 8 Kentucky (12-29-16)
FG made:	12	Malik Monk, No. 8 Kentucky (12-29-16)
3-pt att:	14	Matthew Butler, UT Martin (11-11-16)
3-pt made:	7	2x, MR: Malik Monk, No. 8 Kentucky (12-29-16)
FT att:	16	Sindarius Thornwell, South Carolina (3-4-17)
FT made:	11	Sindarius Thornwell, South Carolina (3-4-17)
Rebounds:	13	Moses Kingsley, Arkansas (2-13-16)
Assists:	11	Isaiah Briscoe, No. 8 Kentucky (12-29-16)
Blocks:	4	2x, MR Austin Wiley, Auburn (2-11-17)
Steals:	5	J.J. Frazier, Georgia (1-9-16)

TEAM (OPPONENT)

Points:	99	No. 8 Kentucky (12-29-16)
Few points:	49	Bradley (12-19-16)
FG att:	74	No. 8 Kentucky (12-29-16)
FG made:	37	No. 8 Kentucky (12-29-16)
FG pct:	50.0	No. 8 Kentucky (12-29-16)
3-pt att:	33	3x, MR: Montana (11-24-16)
3-pt made:	13	2, MR: Auburn (2-11-17)
3-pt pct:	56.3	Middle Tenn. (11-30-16)
FT att:	36	UMass (11-14-16)
FT made:	23	UMass (11-14-16)
FT pct:	88.0	Georgia (1-11-17)
Rebounds:	49	South Carolina (1-19-16)
Assists:	24	No. 8 Kentucky (12-29-16)
Blocks:	8	Auburn (2-11-17)
Steals:	12	Mississippi State (3-3-16)

THE PAVILION AT OLE MISS FAQs

What is the official name of The Pavilion?

The official name is The Pavilion at Ole Miss.

Does The Pavilion have a nickname like the Tad Pad?

No, the name of the facility is The Pavilion at Ole Miss, or simply The Pavilion.

When did The Pavilion at Ole Miss open?

January 7, 2016

What was the total cost?

\$96.5 million

Where is media parking?

Media parking for games in The Pavilion will be located in the garage or at the Ole Miss Track Complex. Media members should request parking in advance.

Where is the media entrance?

The media will-call table is located in the southwest corner of The Pavilion. From outside, it is the lower entrance off Hill Drive that is closest to the parking garage. For those parking inside the garage, media will-call is located on Level 1 of the parking garage (P1 on elevators). The media entrance will open two hours prior to tip off.

Where is the media workroom?

In The Pavilion, the workroom is located in the southwest corner of the floor level through the visiting team tunnel.

Where is the media seating?

Media seating is located in the at the top of section 101 in the southwest corner of The Pavilion.

How do I obtain media credentials for games at the Pavilion?

Media credentials may be requested through the Athletics Communications Office for game credentials. Requests for credentials should be emailed to [desnowde@olemiss.edu](mailto:desnowde@olemiss.edu) and will be limited to working members of the media.

Where are the scouting seats located?

Scouting seats are available in the media seating area at the top of section 101. Additional seating may be purchased by contact Daniel Snowden in the Athletics Communications office.

What is the postgame interview policy?

Both team locker rooms are CLOSED to the media following the game. Ole Miss head coach Andy Kennedy will address the media approximately 10 minutes after the game. Selected players will be brought into the media room following the head coaches. Visiting coach and player interviews will be coordinated through the visiting team's media relations contact.

THE PAVILION QUICK FACTS

Arena Name .....	The Pavilion at Ole Miss
Ground Breaking .....	July 31, 2014
Opening Date .....	Jan. 7, 2016
Capacity .....	9,051
Record Crowd .....	9,500
All-Time Record .....	20-7
Current Winning Streak .....	W5
Longest Winning Streak .....	W8

THE PAVILION FIRSTS

First Game .....	vs. Alabama (1/7/15)
First Win .....	vs. Alabama (1/7/15)
First Overtime Game .....	vs. USC (1/19/16)
First Point .....	Tomasz Gielo (3FG, 19:11/1H)
First FG .....	Tomasz Gielo (3FG, 19:11/1H)
First 3-Pointer .....	Tomasz Gielo (19:11/1H)
First Dunk .....	Jimmie Taylor, Alabama (11:0/1H)
First Dunk (OM) .....	Sebastian Saiz (17:09/2H)

GAME-BY-GAME STATS

OPPONENT	1H-2H-F	FG-FGA	PCT	3P-3PA	PCT	FT-FTA	PCT	OF-DF-TotRb	A	TO	BLK	STL
UT Martin	42-41-83	27-73	37.0	12-33	36.4	17-24	70.8	21-19-40	13	17	1	8
OLE MISS	39-47-86	27-56	48.2	7-19	36.8	25-37	67.6	16-28-44	14	24	10	9
UMass	48-40-88	26-64	40.6	13-33	39.4	23-36	63.9	14-25-39	17	18	5	10
OLE MISS	40-50-90	26-64	40.6	5-15	33.3	33-46	71.7	18-28-46	6	17	4	5
Oral Roberts	34-45-9-88	31-65	47.7	11-19	57.9	15-16	93.8	9-24-33	19	17	1	7
OLE MISS	37-42-16-95	32-69	46.4	12-26	46.2	19-27	70.4	15-25-40	18	16	3	10
St. Joseph's	37-31-68	22-55	45.5	8-22	36.4	10-22	45.5	7-26-33	14	13	0	8
OLE MISS	41-40-81	27-64	42.2	12-28	42.9	15-19	78.9	13-29-42	14	14	4	6
OLE MISS	46-31-77	28-63	44.4	9-27	33.3	12-17	70.6	17-20-37	10	13	5	9
No. 12 Creighton	40-46-86	31-59	52.5	16-26	61.5	8-10	80.0	7-20-27	18	14	4	4
Montana	29-52-81	28-73	38.4	12-33	36.4	13-17	76.5	16-24-40	19	10	3	3
OLE MISS	41-45-86	28-62	45.2	11-26	42.3	19-28	67.9	14-29-43	15	14	8	5
Middle Tennessee	48-29-77	29-60	48.3	9-16	56.3	10-12	83.3	6-23-29	22	7	1	7
OLE MISS	19-43-62	18-45	40.0	7-20	35.0	19-27	70.4	8-27-35	9	16	7	4
Memphis	37-40-77	26-61	42.6	6-19	31.6	19-29	65.5	17-21-38	17	11	5	4
OLE MISS	47-38-85	25-58	43.1	7-17	41.2	28-33	84.8	15-22-37	17	11	7	6
OLE MISS	32-43-75	29-67	43.3	8-27	29.6	9-11	81.8	14-26-40	11	16	4	0
Virginia Tech	33-47-80	26-56	46.4	10-26	38.5	18-30	60.0	10 23 33	18	13	1	5
Murray State	31-42-73	22-61	36.1	7-31	22.6	22-31	71.0	11-31-42	13	12	2	4
OLE MISS	43-35-78	22-62	35.5	7-23	30.4	27-38	71.1	17-32-49	14	11	5	6
Bradley	19-30-49	18-58	31.0	7-17	41.2	6-11	54.5	9-27-36	11	17	2	10
OLE MISS	38-28-66	23-55	41.8	9-28	32.1	11-14	78.6	8-33-41	19	16	10	13
South Alabama	26-32-58	19-66	28.8	5-23	21.7	15-22	68.2	14-21-35	11	12	1	7
OLE MISS	46-46-92	29-59	49.1	8-22	36.4	26-31	83.9	13-37-50	23	13	8	8
No. 8 Kentucky	60-39-99	37-74	50.0	8-18	44.4	17-24	70.8	11-31-42	24	8	7	9
OLE MISS	39-37-76	27-72	37.5	6-22	27.3	16-17	94.1	14-31-45	13	15	6	3
OLE MISS	21-42-63	24-47	51.1	5-19	26.3	10-13	76.9	7-27-34	8	21	3	10
No. 24 Florida	35-35-70	25-60	41.7	9-25	36.0	11-21	52.4	12-16-28	10	10	1	11
OLE MISS	33-55-88	26-53	49.1	12-27	44.4	24-28	85.7	7-19-26	15	17	1	8
Auburn	41-44-85	25-26	44.6	8-23	34.8	27-37	73.0	15-21-36	9	16	1	6
Georgia	30-39-69	21-52	40.4	5-18	27.8	22-25	88.0	9-35-44	12	14	7	7
OLE MISS	18-29-47	14-51	27.5	2-19	10.5	17-32	53.1	9-25-34	4	13	3	4
OLE MISS	20-36-56	17-55	30.9	5-17	29.4	17-23	73.9	11-21-32	8	21	3	9
South Carolina	34-33-67	20-55	36.4	5-20	25.0	22-31	71.0	13-29-42	12	20	3	10
Tennessee	38-31-69	25-71	35.2	6-25	24.0	13-24	54.2	17-25-42	15	12	6	4
OLE MISS	38-42-80	26-54	48.1	1-14	7.1	27-42	64.3	13-37-50	14	17	6	3



GAME-BY-GAME STATS

OPPONENT	1H-2H-F	FG-FGA	PCT	3P-3PA	PCT	FT-FTA	PCT	OF-DF-TotRb	A	TO	BLK	STL
OLE MISS	39-36-75	24-56	42.9	10-24	41.7	17-23	73.9	9-29-38	11	12	2	4
Missouri	33-38-71	27-61	44.3	11-25	44.0	6-17	35.3	12-26-38	15	14	0	2
Texas A&M	47-33-80	29-57	50.9	7-18	38.9	15-22	68.2	16-23-39	19	15	4	10
OLE MISS	39-37-76	27-55	49.1	11-25	44.0	11-17	64.7	7-16-23	17	13	2	5
No. 5 Baylor	35-43-78	24-49	40.4	11-26	42.3	19-26	73.1	13-24-37	15	17	2	3
OLE MISS	42-33-75	23-57	40.4	7-17	41.1	22-23	95.7	11-16-27	14	8	6	9
Mississippi State	33-28-61	21-53	39.6	7-25	28.0	12-16	75.0	5-25-30	12	19	3	5
OLE MISS	51-37-88	30-68	44.1	6-23	26.1	22-25	88.0	15-28-43	15	8	4	11
OLE MISS	27-54-81	24-58	41.4	9-22	40.9	24-33	72.7	10-31-41	10	8	0	4
Vanderbilt	32-42-74	23-52	44.2	14-39	35.9	14-19	73.7	2-31-33	16	11	3	5
OLE MISS	38-28-66	23-67	34.3	7-22	31.8	13-16	81.3	20-26-46	9	18	2	5
Tennessee	34-41-75	23-56	41.1	4-13	30.8	25-36	69.4	11-26-37	17	12	9	5
Auburn	47-37-84	33-69	47.8	13-30	43.3	5-8	62.5	10-28-38	16	20	8	9
OLE MISS	27-63-90	29-66	43.9	5-20	25.0	27-31	87.1	11-28-39	18	11	1	11
LSU	47-29-76	25-58	43.1	8-20	40.0	18-21	85.7	10-23-33	11	19	1	5
OLE MISS	44-52-96	33-61	54.1	12-27	44.4	18-20	90.0	4-25-29	9	21	11	2
OLE MISS	37-43-80	26-70	37.1	8-27	29.6	20-27	74.1	16-24-40	12	9	4	6
Arkansas	46-52-98	33-66	47.0	12-29	41.4	24-27	88.9	11-31-42	20	10	7	6
OLE MISS	23-44-20-87	24-65	36.9	5-23	21.7	34-44	77.3	16-32-48	10	21	6	8
Mississippi State	25-42-15-82	31-74	41.9	6-24	25.0	14-25	56.0	18-31-49	13	22	7	13
Missouri	26-51-77	28-62	45.2	10-30	33.3	11-14	78.6	12-16-28	17	12	2	6
OLE MISS	29-51-80	31-74	41.9	6-24	25.0	14-25	56.0	18-31-49	10	17	3	5
OLE MISS	25-30-55	19-61	31.1	4-21	19.0	13-19	68.4	13-23-36	5	14	1	6
Alabama	29-41-70	24-51	47.1	6-21	28.6	16-24	66.7	9-31-40	12	18	7	5
South Carolina	31-39-70	23-64	35.9	9-30	30.0	15-24	62.5	13-22-35	17	12	3	8
OLE MISS	42-33-75	24-52	46.2	8-17	47.1	19-30	63.3	9-32-41	11	17	4	3
Missouri	36-38-74	26-61	42.6	12-29	41.4	10-13	76.9	10-22-32	14	9	1	3
OLE MISS	46-40-86	23-55	41.8	9-21	42.9	31-47	66.0	14-26-40	11	7	1	4

## UPDATED CAREER HIGHS

#0

**DONTE FITZPATRICK-DORSEY****POINTS**

16 at Mississippi State (1/23/16)

**REBOUNDS**

4 vs. St. Joseph's (11/20/16)

**FIELD GOALS**

5 at Mississippi State (1/23/16)

**FREE THROWS**

6, 2x last vs. UMass (11/14/16)

**THREE-POINTERS**

1, 2X last vs. Arkansas (2/13/16)

**ASSISTS**

4 at Mississippi State (1/23/16)

**STEALS**

2, 2x last vs. South Carolina (1/19/16)

**BLOCKS**

1 vs. Montana (11/24/16)

#1

**DEANDRE BURNETT****POINTS**

41 vs. Oral Roberts (11/18/16)

**REBOUNDS**

5 vs. Auburn (2/11/17)

**FIELD GOALS**

12 vs. Oral Roberts (11/18/16)

**FREE THROWS**

14 vs. Murray State (12/15/16)

**THREE-POINTERS**

9 vs. Oral Roberts (11/18/16)

**ASSISTS**

8 at Auburn (1/7/17)

**STEALS**

4 vs. Mississippi State (1/31/17)

**BLOCKS**

2, 2x last at Arkansas (2/18/17)

#2

**CULLEN NEAL****POINTS**

21 vs. UMass (11/14/16)

**REBOUNDS**

4, 3x last vs. Georgia (1/11/17)

**FIELD GOALS**

7 vs. UMass (11/14/16)

**FREE THROWS**

7, 2x last vs. Auburn (2/11/17)

**THREE-POINTERS**

5 vs. Montana (11/24/16)

**ASSISTS**

9 vs. South Alabma (12/22/16)

**STEALS**

2 vs. UMass (11/14/16)

**BLOCKS**

1 at Tennessee (2/8/17)

#3

**TERENCE DAVIS****POINTS**

33 vs. LSU (2/14/17)

**REBOUNDS**

12 at Virginia Tech (12/11/16)

**FIELD GOALS**

13 vs. LSU (2/14/17)

**FREE THROWS**

8 at Vanderbilt (2/4/17)

**THREE-POINTERS**

5 vs. Texas A&amp;M (1/25/17)

**ASSISTS**

4, 6x last at Mississippi State (2./21/17)

**STEALS**

3, 3x last vs. LSU (2/14/17)

**BLOCKS**

3, 2x last vs. No. 5 Baylor (1/28/17)

#4

**BREEIN TYREE****POINTS**

24 at Mississippi State (2./21/17)

**REBOUNDS**

4, 3x last at Tennessee (2/8/17)

**FIELD GOALS**

9 at Mississippi State (2./21/17)

**FREE THROWS**

7 vs. Tennessee (1/17/17)

**THREE-POINTERS**

2, 5x last vs. Missouri (3/9/17)

**ASSISTS**

6 vs. Tennessee (1/17/17)

**STEALS**

2 at Vanderbilt (2/4/17)

**BLOCKS**

None

#5

**MARCANVIS HYMON****POINTS**

20 vs. Towson (11/20/15)

**REBOUNDS**

14 at. Southeast Missouri (12/12/15)

**FIELD GOALS**

10 vs. Towson (11/20/15)

**FREE THROWS**

4, 3x last South Alabama (12/22/16)

**THREE-POINTERS**

None

**ASSISTS**

2, 4x last at Tennessee (2/8/17)

**STEALS**

4 vs. Oral Roberts (11/18/16)

**BLOCKS**

4, 2x last vs. Memphis (12/3/16)

#11

**SEBASTIAN SAIZ****POINTS**

26 vs. St. Joseph's (11/20/16)

**REBOUNDS**

19 vs. UMass (11/14/16)

**FIELD GOALS**

9, 3x last vs. South Carolina (3/4/17)

**FREE THROWS**

14 vs. UMass (11/14/16)

**THREE-POINTERS**

3 vs. Kentucky (12/29/16)

**ASSISTS**

4 s. LSU (2/14/17)

**STEALS**

4, 3x, last vs. Bradley (12/19/16)

**BLOCKS**

6 vs. Bradley (12/19/16)

#12

**KARLIS SILINS****POINTS**

2, 2x last vs. Montana (11/24/16)

**REBOUNDS**

2 vs. No. 12 Creighton (11/21/16)

**FIELD GOALS**

None

**FREE THROWS**

2 vs. UT Martin (11/11/16)

**THREE-POINTERS**

None

**ASSISTS**

None

**STEALS**

1 vs. No. 12 Creighton (11/21/16)

**BLOCKS**

1 vs. Montana (11/24/16)

#14

**RASHEED BROOKS****POINTS**

22 vs. No. 12 Creighton (11/21/16)

**REBOUNDS**

10 vs. Georgia (1/09/16)

**FIELD GOALS**

9 vs. No. 12 Creighton (11/21/16)

**FREE THROWS**

5 vs. No. 8 Kentucky (12/29/16)

**THREE-POINTERS**

4, 4x last vs. No. 12 Creighton (11/21/16)

**ASSISTS**

5 vs. UMass (12/05/15)

**STEALS**

7 vs. LSU (2/14/17)

**BLOCKS**

1, 14x last vs. South Alabama (12/22/16)

#30

**JAKE CODDINGTON****POINTS**

3 at Kansas State (1/30/16)

**REBOUNDS**

2 at Missouri (2/03/16)

**FIELD GOALS**

1, 2x, last at Missouri (2/03/16)

**FREE THROWS**

None

**THREE-POINTERS**

1 at Kansas State (1/30/16)

**ASSISTS**

None

**STEALS**

1 at Tennessee (3/05/16)

**BLOCKS**

None

#50

**JUSTAS FURMANAVICIUS****POINTS**

15 vs. Tennessee (1/17/17)

**REBOUNDS**

13 vs. UT Martin (11/11/16)

**FIELD GOALS**

6 vs. South Alabama (12/22/16)

**FREE THROWS**

10 vs. South Carolina (3/4/17)

**THREE-POINTERS**

2 at Vanderbilt (2/4/17)

**ASSISTS**

4 vs. South Carolina (3/4/17)

**STEALS**

4 vs. UT Martin (11/11/16)

**BLOCKS**

4 vs. Montana (11/24/16)

## UPDATED SEASON HIGHS

## #0

**DONTE FITZPATRICK-DORSEY****POINTS**

6 vs. UMass (11/14/16)

**REBOUNDS**

4 vs. St. Joseph's (11/20/16)

**FIELD GOALS**

2 vs. Auburn (2/11/17)

**FREE THROWS**

4 vs. UMass (11/14/16)

**THREE-POINTERS**

None

**ASSISTS**

2, 2x last vs. Montana (11/24/16)

**STEALS**

1, 5x last vs. South Alabama (12/22/16)

**BLOCKS**

1 vs. Montana (11/24/16)

## #1

**DEANDRE BURNETT****POINTS**

41 vs. Oral Roberts (11/18/16)

**REBOUNDS**

5 vs. Auburn (2/11/17)

**FIELD GOALS**

12 vs. Oral Roberts (11/18/16)

**FREE THROWS**

14 vs. Murray State (12/15/16)

**THREE-POINTERS**

9 vs. Oral Roberts (11/18/16)

**ASSISTS**

8 at Auburn (1/7/17)

**STEALS**

4 vs. Mississippi State (1/31/17)

**BLOCKS**

2, 2x last at Arkansas (2/18/17)

## #2

**CULLEN NEAL****POINTS**

21 vs. UMass (11/14/16)

**REBOUNDS**

4, 3x last vs. Georgia (1/11/17)

**FIELD GOALS**

7 vs. UMass (11/14/16)

**FREE THROWS**

7, 2x last vs. Auburn (2/11/17)

**THREE-POINTERS**

5 vs. Montana (11/24/16)

**ASSISTS**

9 vs. South Alabama (12/22/16)

**STEALS**

2 vs. UMass (11/14/16)

**BLOCKS**

1 at Tennessee (2/8/17)

## #3

**TERENCE DAVIS****POINTS**

33 vs. LSU (2/14/17)

**REBOUNDS**

12 at Virginia Tech (12/11/16)

**FIELD GOALS**

13 vs. LSU (2/14/17)

**FREE THROWS**

8 at Vanderbilt (2/4/17)

**THREE-POINTERS**

5 vs. Texas A&amp;M (1/25/17)

**ASSISTS**

4, 6x last at Mississippi State (2./21/17)

**STEALS**

3, 3x last vs. LSU (2/14/17)

**BLOCKS**

2, 2x last vs. No. 5 Baylor (1/28/17)

## #4

**BREEIN TYREE****POINTS**

24 at Mississippi State (2./21/17)

**REBOUNDS**

4, 4x last vs. South Carolina (3/4/17)

**FIELD GOALS**

9 at Mississippi State (2./21/17)

**FREE THROWS**

7 vs. Tennessee (1/17/17)

**THREE-POINTERS**

2, 6x last vs. Missouri (3/9/17)

**ASSISTS**

6 vs. Tennessee (1/17/17)

**STEALS**

2, 2x last vs. Missouri (3/9/17)

**BLOCKS**

None

## #5

**MARCANVIS HYMON****POINTS**

8, 2x last at Tennessee (2/8/17)

**REBOUNDS**

12 at Tennessee (2/8/17)

**FIELD GOALS**

4 at Tennessee (2/8/17)

**FREE THROWS**

4 vs. South Alabama (12/22/16)

**THREE-POINTERS**

None

**ASSISTS**

2, 3x last at Tennessee (2/8/17)

**STEALS**

4 vs. Oral Roberts (11/18/16)

**BLOCKS**

4, 2x last vs. Memphis (12/03/16)

## #11

**SEBASTIAN SAIZ****POINTS**

26 vs. St. Joseph's (11/20/16)

**REBOUNDS**

19 vs. UMass (11/14/16)

**FIELD GOALS**

9, 3x last vs. South Carolina (3/4/17)

**FREE THROWS**

14 vs. UMass (11/14/16)

**THREE-POINTERS**

3 vs. No. 8 Kentucky (12/29/16)

**ASSISTS**

4 vs. LSU (2/14/17)

**STEALS**

4 vs. Bradley (12/19/16)

**BLOCKS**

6 vs. Bradley (12/19/16)

## #12

**KARLIS SILINS****POINTS**

2, 2x last vs. Montana (11/24/16)

**REBOUNDS**

2, 2x last vs. No. 12 Creighton (11/21/16)

**FIELD GOALS**

1 vs. Memphis (12/3/16)

**FREE THROWS**

2 vs. UT Martin (11/11/16)

**THREE-POINTERS**

None

**ASSISTS**

None

**STEALS**

1 vs. No. 12 Creighton (11/21/16)

**BLOCKS**

1 vs. Montana (11/24/16)

## #14

**RASHEED BROOKS****POINTS**

22 vs. No. 12 Creighton (11/21/16)

**REBOUNDS**

7, 2x, last vs. South Alabama (12/22/16)

**FIELD GOALS**

9 vs. No. 12 Creighton (11/21/16)

**FREE THROWS**

5 vs. No. 8 Kentucky (12/29/16)

**THREE-POINTERS**

4 vs. No. 12 Creighton (11/21/16)

**ASSISTS**

4, 2x last vs. Montana (11/24/16)

**STEALS**

7 vs. LSU (2/14/17)

**BLOCKS**

1, 4x last vs. South Alabama (12/22/16)

## #30

**JAKE CODDINGTON****POINTS**

None

**REBOUNDS**

None

**FIELD GOALS**

None

**FREE THROWS**

None

**THREE-POINTERS**

None

**ASSISTS**

None

**STEALS**

None

**BLOCKS**

None

## #50

**JUSTAS FURMANAVICIUS****POINTS**

15 vs. Tennessee (1/17/17)

**REBOUNDS**

13 vs. UT Martin (11/11/16)

**FIELD GOALS**

6 vs. South Alabama (12/22/16)

**FREE THROWS**

10 vs. South Carolina (3/4/17)

**THREE-POINTERS**

2 at Vanderbilt (2/4/17)

**ASSISTS**

4 vs. South Carolina (3/4/17)

**STEALS**

4 vs. UT Martin (11/11/16)

**BLOCKS**

4 vs. Montana (11/24/16)



## THE LAST TIME ...

## AN OLE MISS TEAM...

Scored 100+ points at home ..... 105 vs. Oregon (Dec. 8, 2013)  
 Scored 100+ points on the road ..... 104 at Mississippi State (4ot) (Jan. 24, 1990)  
 Scored 100+ points and lost ..... 105 vs. Oregon (Dec. 8, 2013)  
 Scored 110+ points ..... 111 vs. Mississippi Valley State (Nov. 22, 2013)  
 Scored 50 points or less ..... 47 vs. Georgia (Jan. 11, 2017)  
 Scored 40 points or less ..... 40 at Kentucky (Feb. 22, 2006)  
 Scored 50 or less and won ..... 50-48 vs. SMU (Jan. 3, 2012)  
 Held opponent to 50 or less ..... 49 vs. Bradley (Dec. 19, 2016)  
 Won an overtime game ..... 87-82 at Mississippi State (Feb. 22, 2017)  
 Lost an overtime game ..... 74-77 vs. No. 18 South Carolina (Jan. 19, 2016)  
 Won a double overtime game ..... 90-87 vs. Texas Tech (Mar. 23, 2010)  
 Lost a double overtime game ..... 69-67 at Alabama (Feb. 4, 2012)  
 Played a triple overtime game ..... Never Happened  
 Played a four-overtime game ..... 102-104 at Mississippi State (Jan. 24, 1990)

Made 10+ three-point field goals ..... 11 vs. Missouri (Feb. 25, 2017)  
 Made 12+ three-point field goals ..... 12 vs. LSU (Feb. 14, 2017)  
 Made 15+ three-point field goals ..... 15 vs. Oregon (Dec. 8, 2013)  
 Allowed 10+ three-point field goals ..... 12 vs. Missouri (March 9, 2017)  
 Had 15+ rebound margin ..... 15 vs. South Alabama (Dec. 22, 2016)  
 Had 20+ rebound margin ..... 22 vs. Arkansas (Jan. 11, 2012)  
 Had 25+ rebound margin ..... 25 vs. Florida A&M (Dec. 22, 2008)  
 Had 50+ rebounds ..... 50 vs. Tennessee (Jan. 17, 2017)  
 Had 60+ rebounds ..... 64 vs. Troy (Nov. 27, 2007)  
 Had two players with 10+ rebounds ..... vs. South Carolina (March 4, 2017)  
 ..... Sebastian Saiz (15), Justas Furmanavicius (10)  
 Had three players with 10+ rebounds ..... vs. Georgia (Jan. 9, 2016)  
 ..... Sebastian Saiz (10), Martavious Newby (10), and Rasheed Brooks (10)  
 Had two players with 20+ points ..... at Mississippi State (Feb. 22, 2017)  
 ..... Sebastian Saiz (23), Breein Tyree (24)  
 Attempted 30+ free throws ..... 55 vs. Missouri (March 9, 2017)  
 Attempted 40+ free throws ..... 55 vs. Missouri (March 9, 2017)  
 Attempted 50+ free throws ..... 55 vs. Missouri (March 9, 2017)  
 Made 25+ free throws ..... 31 vs. Missouri (March 9, 2017)  
 Made 30+ free throws ..... 31 vs. Missouri (March 9, 2017)  
 Made 35+ free throws ..... 40 vs. Georgia Southern (Nov. 17, 2015)  
 Made 40+ free throws ..... 40 vs. Georgia Southern (Nov. 17, 2015)  
 Shot 90% or better from FT line ..... 93.1% vs. Missouri (Feb. 25, 2017)

Had 20+ assists ..... 21 vs. LSU (Feb. 14, 2017)  
 Had 25+ assists ..... 32 vs. Centenary (Dec. 19, 2009)  
 Had 30+ assists ..... 32 vs. Centenary (Dec. 19, 2009)

Had 20+ turnovers ..... 21 at Mississippi State (Feb. 22, 2017)  
 Had 25+ turnovers ..... 26 vs. Southern Utah (Nov. 18, 2005)  
 Forced 20+ turnovers ..... 22 at Mississippi State (Feb. 22, 2017)  
 Forced 25+ turnovers ..... 25 vs. Bradley (Nov. 28, 2015)  
 Forced 30+ turnovers ..... 31 vs. Louisiana-Monroe (Nov. 24, 2007)

Had 10+ steals ..... 14 vs. LSU (Feb. 14, 2017)  
 Had 15+ steals ..... 20 vs. Lipscomb (Nov. 23, 2012)  
 Had 20+ steals ..... 20 vs. Lipscomb (Nov. 23, 2012)

Blocked 5+ shots ..... 6 at Mississippi State (Feb. 22, 2017)  
 Blocked 10+ shots ..... 13 vs. Bradley (Dec. 19, 2016)  
 Blocked 12+ shots ..... 13 vs. Bradley (Dec. 19, 2016)

Beat a ranked team ..... 96-82 at No. 19 Arkansas (Jan. 17, 2015)  
 Beat a ranked team on the road ..... 96-82 at No. 19 Arkansas (Jan. 17, 2015)  
 Beat a ranked team on a neutral floor ..... 75-68 vs. No. 23 Creighton (Nov. 28, 2014)

Kept every opposing player out of double figures ..... vs. UL-Monroe (Nov. 11, 2011)  
 Had all five starters score in double figures ..... at Memphis (Dec. 18, 2015)  
 Had five players score in double figures ..... at Vanderbilt (Feb. 4, 2017)  
 Had six players score in double figures ..... at Auburn (Jan. 7, 2017)  
 Had no players score in double figures ..... at LSU (Jan. 7, 2012)

Overcame a 5-point+ halftime deficit to win ..... 5 at Vanderbilt (Feb. 4, 2017)  
 Overcame a 5-point+ halftime deficit on the road to win ..... 5 at Vanderbilt (Feb. 4, 2017)  
 Overcame a 10-point+ halftime deficit to win ..... 20 vs. Auburn (Feb. 11, 2017)  
 Overcame a 20-point+ halftime deficit to win ..... 20 vs. Auburn (Feb. 11, 2017)  
 Overcame a 15-point+ second half deficit to win ..... 23 vs. Auburn (Feb. 11, 2017)  
 Overcame a 20-point+ second half deficit to win ..... 23 vs. Auburn (Feb. 11, 2017)

## AN OLE MISS PLAYER...

Scored 20+ points ..... 23, Deandre Burnett vs. Missouri (March 9, 2017)  
 Scored 30+ points ..... 33 Terence Davis vs. LSU (Feb. 14, 2017)  
 Scored 35+ points ..... 41, Deandre Burnett vs. Oral Roberts (Nov. 18, 2016)  
 Scored 40+ points ..... 41, Deandre Burnett vs. Oral Roberts (Nov. 18, 2016)  
 Scored 50+ points ..... 53, Gerald Glass vs. LSU (Mar. 4, 1989)

Scored 20+ points in 5 straight games ..... Stefan Moody (11/25/15-1/28/16)  
 Scored 20+ points in 10 straight games ..... Stefan Moody (11/25/15-1/28/16)  
 Scored 20+ points in 14 straight games ..... Stefan Moody (11/25/15-1/28/16)  
 Scored 20+ points in 18 straight games ..... Joe Gibbon (12/10/56-2/28/57)  
 Scored 20+ points in 22 straight games ..... Johnny Neumann (12/01/70-2/22/71)

Made 5+ 3-pointers ..... 5, Deandre Burnett vs. Missouri (Feb. 25, 2017)  
 Made 7+ 3-pointers ..... 9, Deandre Burnett vs. Oral Roberts (Nov. 18, 2016)  
 Made 8+ 3-pointers ..... 9, Deandre Burnett vs. Oral Roberts (Nov. 18, 2016)  
 Made 9+ 3-pointers ..... 9, Deandre Burnett vs. Oral Roberts (Nov. 18, 2016)  
 Made 10+ 3-pointers ..... 10, Marshall Henderson vs. Oregon (Dec. 8, 2013)  
 Attempted 10+ 3-pointers ..... 12, Deandre Burnett vs. Oral Roberts (Nov. 18, 2016)  
 Attempted 15+ 3-pointers ..... 17, Stefan Moody vs. Alabama (March 10, 2016)

Had a double-double ..... Sebastian Saiz, 14 points, 16 rebounds  
 ..... vs. Missouri (March 9, 2017)  
 Had a double-double in 2 straight games ..... Sebastian Saiz (3/4/17-3/9/17)  
 Had a double-double in 3 straight games ..... Sebastian Saiz (1/28/17-2/4/17)  
 Had a double-double in 4 straight games ..... Sebastian Saiz (1/28/17-2/8/17)  
 Had a double-double in 5 straight games ..... Sebastian Saiz (12/15/16-1/3/17)  
 Had a double-double in 6 straight games ..... Sebastian Saiz (12/15/16-1/7/17)  
 Had a double-double in 7 straight games ..... Rahim Lockhart (11/19/99-12/4/99)  
 Had 5+ double-doubles in a season ..... 20, Sebastian Saiz - 2016-17 season  
 Had 10+ double-doubles in a season ..... 20, Sebastian Saiz - 2016-17 season  
 Had 20+ double-doubles in a season ..... 20, Sebastian Saiz 2016-17 season

Had 20+ points and 15+ rebounds ..... Sebastian Saiz, 21 pts/15 rebs  
 ..... vs. South Carolina (March 4, 2017)  
 Had 20+ points and 20+ rebounds ..... Walter Actwood, 22 pts/22 rebs  
 ..... vs. ISU-Evansville (Dec. 1, 1975)

Had 15+ rebounds ..... 16, Sebastian Saiz vs. Missouri (March 9, 2017)  
 Had 20+ rebounds ..... 20, Murphy Holloway vs. Auburn (Feb. 24, 2010)  
 Had 10+ offensive rebounds ..... 10, Dwayne Curtis vs. Auburn (Feb. 25, 2006)  
 Had 10+ defensive rebounds ..... 11, Sebastian Saiz at South Carolina (Jan. 14, 2017)

Had 10+ assists ..... 10, Jarvis Summers vs. BYU (March 17, 2015)  
 Had 15+ assists ..... 15, Sean Tuohy vs. Auburn (Jan. 26, 1980)  
 Has 9+ assists and 0 turnovers ..... 9, Cullen Neal vs. South Alabama (Dec. 22, 2016)

Had 5+ blocks ..... 6, Sebastian Saiz vs. Bradley (Dec. 19, 2016)  
 Had 8+ blocks ..... 8, Reginald Buckner at Arkansas (Feb. 5, 2011)

Had 5+ steals ..... 7, Rasheed Brooks vs. LSU (Feb. 14, 2017)  
 Had 8+ steals ..... 8, Gerald Glass vs. Christian Bros. (Nov. 25, 1988)

Made 10+ free throws ..... 12, Sebastian Saiz vs. Missouri (March 9, 2017)  
 Made 15+ free throws ..... 15, Stefan Moody vs. Mississippi State (March 3, 2016)  
 Attempted 10+ free throws ..... 16, Sebastian Saiz vs. Missouri (March 9, 2017)  
 Attempted 15+ free throws ..... 16, Sebastian Saiz vs. Missouri (March 9, 2017)  
 Attempted 20+ free throws ..... 20, Ansu Sesay vs. Arkansas (Feb. 18, 1995)

Shot 100% from the floor (min. 5) ..... Marcanvis Humon, 6-6  
 ..... vs. La. Tech (Dec. 15, 2015)  
 Shot 90% from the floor (min. 10) ..... Marcanvis Hymon, 10-11,  
 ..... vs. Towson (Nov. 20, 2015)

Played 40+ minutes ..... 41, Deandre Burnett vs. Oral Roberts (Nov. 18, 2016)

Fouled out ..... Terence Davis vs. South Carolina (March 4, 2017)







## GAME BOX SCORES



Official Basketball Box Score -- Game Totals -- Final Statistics  
**Ole Miss vs Virginia Tech**  
12/11/16 12:00 PM at Cassell Coliseum, Blacksburg, Va.

**Ole Miss 75 • 6-3**

#	Player	Total			3-Ptr			Rebounds			PF	TP	A	TO	Blk	Stl	Min
		FG	FGA	FT	FTA	FT	FTA	Off	Def	Tot							
01	Burnett,Deandre	* 2-9	0-5	3-4	0	1	1	2	7	2	4	0	0	25			
03	Davis,Terence	* 6-13	3-6	3-3	3	9	12	3	18	0	3	1	0	27			
04	Tyree,Breein	* 0-4	0-2	0-0	0	0	0	2	0	3	0	0	0	17			
05	Hymon,Marcanvis	* 1-3	0-0	0-0	2	3	5	4	2	1	1	1	0	22			
11	Saiz,Sebastian	* 9-13	0-0	3-4	3	6	9	3	21	0	1	2	0	38			
00	Fitzpatrick-Dorsey,D	0-0	0-0	0-0	0	0	0	0	0	0	0	0	0	3			
02	Neal,Cullen	5-10	2-6	0-0	2	2	4	3	12	3	3	0	0	23			
14	Brooks,Rasheed	3-10	3-7	0-0	0	4	4	2	9	2	1	0	0	25			
32	Morris,Nate	0-0	0-0	0-0	0	0	0	0	0	0	1	0	0	2			
50	Furmanavicius,Justas	3-5	0-1	0-0	2	1	3	3	6	0	2	0	0	18			
Team					2	0	2										
Totals		29-67	8-27	9-11	14	26	40	22	75	11	16	4	0	200			

FG % 1st Half: 14-36 38.9% 2nd half: 15-31 48.4% Game: 29-67 43.3% Deadball Rebounds 2  
3FG % 1st Half: 3-16 18.8% 2nd half: 5-11 45.5% Game: 8-27 29.6%  
FT % 1st Half: 1-2 50.0% 2nd half: 8-9 88.9% Game: 9-11 81.8%

**Virginia Tech 80 • 8-1**

#	Player	Total			3-Ptr			Rebounds			PF	TP	A	TO	Blk	Stl	Min
		FG	FGA	FT	FTA	FT	FTA	Off	Def	Tot							
02	Khadim Sy	* 3-3	0-0	0-0	1	0	1	2	6	0	2	1	0	10			
05	Justin Robinson	* 1-6	1-4	3-4	1	1	2	3	6	2	0	0	0	35			
10	Justin Bibbs	* 3-8	3-7	0-0	0	2	2	4	9	1	1	0	0	26			
13	Ahmed Hill	* 5-10	3-6	7-10	3	6	9	0	20	3	1	0	1	34			
15	Chris Clarke	* 4-6	1-1	3-6	1	4	5	2	12	5	2	0	3	33			
04	Seth Allen	4-8	0-2	1-2	0	2	2	1	9	3	3	0	1	30			
32	Zach LeDay	5-13	1-4	4-8	3	4	7	3	15	0	2	0	0	30			
42	Ty Outlaw	1-2	1-2	0-0	0	1	1	0	3	0	0	0	0	2			
Team					1	3	4										
Totals		26-56	10-26	18-30	10	23	33	15	80	18	13	1	5	200			

FG % 1st Half: 12-30 40.0% 2nd half: 14-26 53.8% Game: 26-56 46.4% Deadball Rebounds 6,1  
3FG % 1st Half: 5-16 31.3% 2nd half: 5-10 50.0% Game: 10-26 38.5%  
FT % 1st Half: 4-11 36.4% 2nd half: 14-19 73.7% Game: 18-30 60.0%

Officials: Roger Ayers, Ron Groover, Chuck Jones  
Technical fouls: Ole Miss-None. Virginia Tech-None.  
Attendance: 7522

Score by periods	1st	2nd	Total
Ole Miss	32	43	75
Virginia Tech	33	47	80

Last FG - OM 2nd-00:09, VT 2nd-00:42.  
Largest lead - OM by 6 1st-16:52, VT by 14 2nd-05:04.  
OM led for 04:53. VT led for 33:08. Game was tied for 01:59.

Score tied - 2 times.  
Lead changed - 3 times.



Official Basketball Box Score -- Game Totals -- Final Statistics  
**Murray State vs Ole Miss**  
12/15/16 7 PM at Oxford, Miss./The Pavilion at Ole Miss

**Murray State 73 • 5-6**

#	Player	Total			3-Ptr			Rebounds			PF	TP	A	TO	Blk	Stl	Min
		FG	FGA	FT	FTA	FT	FTA	Off	Def	Tot							
04	SANCHIOUS, Brion	f 0-1	0-0	2-2	0	2	2	0	2	4	2	0	0	0	21		
02	STARK, Jonathan	g 4-14	2-9	2-2	0	0	0	4	12	3	1	0	1	33			
11	CROAKER, Damarcus	g 5-14	0-4	3-4	1	7	8	2	13	4	1	1	1	33			
12	MCGHEE, Gee	g 1-5	0-3	2-2	1	2	3	2	4	0	2	0	1	28			
32	JONES, Bryce	g 1-6	0-4	4-6	0	7	7	2	6	3	1	0	1	33			
00	MILLER, Terrell	8-12	4-6	7-9	3	7	10	4	27	2	3	0	0	25			
01	GRACE, Jerami	1-3	1-3	0-0	1	2	3	2	3	1	0	0	0	7			
22	THOMAS, Gilbert	0-2	0-1	0-2	1	1	2	2	0	0	2	0	0	3			
23	TAYLOR, Jachai	0-1	0-1	0-0	0	0	0	1	0	0	1	0	0	2			
40	DUPREE, Jalen	2-3	0-0	2-4	1	2	3	5	6	0	1	1	0	15			
Team					3	1	4										
Totals		22-61	7-31	22-31	11	31	42	28	73	13	12	2	4	200			

FG % 1st Half: 10-28 35.7% 2nd half: 12-33 36.4% Game: 22-61 36.1% Deadball Rebounds 3  
3FG % 1st Half: 2-15 13.3% 2nd half: 5-16 31.3% Game: 7-31 22.6%  
FT % 1st Half: 9-14 64.3% 2nd half: 13-17 76.5% Game: 22-31 71.0%

**Ole Miss 78 • 7-3**

#	Player	Total			3-Ptr			Rebounds			PF	TP	A	TO	Blk	Stl	Min
		FG	FGA	FT	FTA	FT	FTA	Off	Def	Tot							
05	Hymon,Marcanvis	f 0-2	0-0	2-6	1	1	2	3	2	0	0	1	0	17			
11	Saiz,Sebastian	f 4-12	0-2	7-9	4	11	15	3	15	2	1	0	1	34			
01	Burnett,Deandre	g 4-10	2-5	14-16	0	3	3	2	24	3	5	0	2	31			
03	Davis,Terence	g 6-14	2-6	2-5	2	8	10	4	16	0	1	1	2	32			
04	Tyree,Breein	g 1-2	0-0	0-0	0	0	0	2	2	0	0	0	1	12			
02	Neal,Cullen	3-10	2-5	0-0	0	1	1	4	8	6	0	0	0	28			
14	Brooks,Rasheed	1-5	0-3	0-0	0	4	4	1	2	1	1	0	0	18			
32	Morris,Nate	0-1	0-0	0-0	0	1	1	3	0	0	1	1	0	5			
50	Furmanavicius,Justas	3-6	1-2	2-2	4	1	5	9	2	2	2	0	2	23			
Team					6	2	8										
Totals		22-62	7-23	27-38	17	32	49	27	78	14	11	5	6	200			

FG % 1st Half: 12-34 35.3% 2nd half: 10-28 35.7% Game: 22-62 35.5% Deadball Rebounds 3,2  
3FG % 1st Half: 5-15 33.3% 2nd half: 2-8 25.0% Game: 7-23 30.4%  
FT % 1st Half: 14-20 70.0% 2nd half: 13-18 72.2% Game: 27-38 71.1%

Officials: Karl Hess, James Breeding, Glenn Tuitt  
Technical fouls: Murray State-None. Ole Miss-None.  
Attendance: 6650

Score by periods	1st	2nd	Total
Murray State	31	42	73
Ole Miss	43	35	78

Last FG - MUR 2nd-00:19, OM 2nd-03:15.  
Largest lead - MUR by 2 1st-15:30, OM by 20 2nd-10:55.  
MUR led for 00:30. OM led for 38:24. Game was tied for 01:06.

Score tied - 3 times.  
Lead changed - 4 times.



Official Basketball Box Score -- Game Totals -- Final Statistics  
**Bradley vs Ole Miss**  
12/19/16 8 PM at Oxford, Miss./The Pavilion at Ole Miss

**Bradley 49 • 5-7**

#	Player	Total			3-Ptr			Rebounds			PF	TP	A	TO	Blk	Stl	Min
		FG	FGA	FT	FTA	FT	FTA	Off	Def	Tot							
01	Thomas, Donte	f 2-7	0-0	0-0	2	5	7	0	4	3	1	0	0	26			
03	Barker, Callum	c 0-4	0-0	0-0	0	1	1	0	0	0	0	0	0	13			
03	Pittman, Antoine	g 1-5	0-1	1-2	1	1	2	2	3	0	3	0	1	13			
05	Brown, Darrell	g 5-12	3-4	1-3	0	3	3	4	14	2	4	0	1	28			
13	Lautier-Ogunleye, D.	g 3-6	0-0	0-0	0	0	0	2	6	1	1	0	2	18			
12	Bar, Koch	1-5	0-0	0-0	1	4	5	0	2	1	1	1	1	21			
14	van Bree, Luuk	1-4	1-3	0-0	1	2	3	2	3	0	3	0	1	14			
24	McGlaston, JoJo	3-7	3-4	0-0	1	4	5	3	9	1	0	1	2	26			
25	Kennell, Nate	1-4	0-3	2-2	0	3	3	0	4	2	0	0	2	12			
34	Foster, Alex	1-2	0-0	0-0	0	0	0	1	2	0	0	0	0	6			
35	Hodgson, Jayden	0-2	0-2	2-2	0	1	1	0	2	1	3	0	0	23			
Team					3	3	6										
Totals		18-58	7-17	6-11	9	27	36	14	49	11	17	2	10	200			

FG % 1st Half: 7-28 25.0% 2nd half: 11-30 36.7% Game: 18-58 31.0% Deadball Rebounds 2  
3FG % 1st Half: 3-8 37.5% 2nd half: 4-9 44.4% Game: 7-17 41.2%  
FT % 1st Half: 2-2 100.0% 2nd half: 4-9 44.4% Game: 6-11 54.5%

**Ole Miss 66 • 8-3**

#	Player	Total		3-Ptr		Rebounds			PF	TP	A	TO	Blk	Stl	Min
		FG	FGA	FG	FGA	FT	FTA	Off Def Tot							
05	Hymon,Marcanvis	f	1-3	0-0	0-0	2	3	5	1	2	1	1	3	2	24
11	Saiz,Sebastian	f	4-8	0-1	2-2	1	12	13	1	10	0	1	6	4	26
00	Fitzpatrick-Dorsey,D	g	1-3	0-1	1-2	0	1	1	2	3	1	0	0	1	17
02	Neal,Cullen	g	3-8	2-6	4-5	0	2	2	0	12	5	1	0	1	27
03	Davis,Terence	g	8-13	3-6	0-0	1	5	6	4	19	1	3	1	1	21
01	Burnett,Deandre	1	1-7	1-5	2-2	2	0	2	0	5	5	1	0	1	21
04	Tyree,Breien	0	0-2	0-2	2-2	0	1	1	2	2	3	5	0	0	13
14	Brooks,Rasheed	3	3-7	3-7	0-0	0	5	5	1	9	1	3	1	2	21
32	Morris,Nate	0	0-2	0-0	0-0	1	1	2	0	0	0	0	1	0	8
50	Furmanavicius,Justas	2	2-2	0-0	0-1	1	1	2	2	4	2	1	1	1	22
	Team					0	2	2							
	Totals		23-55	9-28	11-14	8	33	41	13	66	19	16	13	13	200

## GAME BOX SCORES

Official Basketball Box Score -- Game Totals -- Final Statistics  
Kentucky vs Ole Miss  
12/29/16 7 PM at Oxford, Miss./The Pavilion at Ole Miss

## Kentucky 99 • 11-2 1-0 SEC

#	Player	Total		3-Ptr	Rebounds			PF	TP	A	TO	Blk	Stl	Min	
		FG-FGA	FG-FGA		FT-FTA	Off	Def								Tot
03	Adebayo, Edrice	f	12-19	0-0	1-4	1	3	4	1	25	1	1	3	0	34
32	Gabriel, Wenyen	f	1-2	0-0	0-0	1	2	3	3	2	2	0	1	1	14
00	Fox, De'Aaron	g	3-10	0-2	1-3	0	5	5	2	7	7	1	0	3	23
05	Monk, Malik	g	11-16	5-7	7-8	2	4	6	2	34	1	1	0	3	35
13	Briscoe, Isaiah	g	6-14	1-1	6-6	3	7	10	2	19	11	2	0	1	36
01	Killeya-Jones, Sacha	g	0-0	0-0	0-0	0	0	0	0	0	0	0	0	0	0+
11	Mulder, Mychal	g	1-3	1-3	0-0	0	0	0	1	3	0	0	0	1	13
14	Wynyard, Tai	g	0-0	0-0	0-0	0	0	0	1	0	0	0	0	0	2
15	Humphries, Isaac	g	0-0	0-0	2-2	0	3	3	0	2	0	1	1	0	4
20	Calipari, Brad	g	0-0	0-0	0-0	0	0	0	0	0	0	0	0	0	1
25	Hawkins, Dominique	g	0-3	0-1	0-0	0	0	0	3	0	1	0	0	0	14
35	Willis, Derek	g	3-7	1-4	0-1	2	7	9	2	7	1	1	2	0	24
Team						2	0	2					1		
Totals			37-74	8-18	17-24	11	31	42	17	99	24	8	7	9	200

FG % 1st Half: 24-39 61.5% 2nd half: 13-35 37.1% Game: 37-74 50.0%  
3FG % 1st Half: 5-8 62.5% 2nd half: 3-10 30.0% Game: 8-18 44.4%  
FT % 1st Half: 7-10 70.0% 2nd half: 10-14 71.4% Game: 17-24 70.8%

## Ole Miss 76 • 9-4 0-1 SEC

#	Player	Total		3-Ptr	Rebounds			PF	TP	A	To	Blk	Stl	Min	
		FG-FGA	FG-FGA	FT-FTA	Off	Def	Tot								
05	Hymon, Marcanvis	f	0-1	0-0	0-0	1	4	0	0	1	2	0	12		
11	Saiz, Sebastian	f	7-17	3-7	6-6	3	10	13	4	23	2	6	0	36	
01	Burnett, Deandre	g	7-15	0-3	5-6	2	2	2	19	6	3	0	0	31	
02	Neal, Cullen	g	0-1	0-1	0-0	0	3	3	0	1	4	0	0	17	
03	Davis, Terence	g	3-13	1-4	0-0	3	2	5	4	7	1	0	1	20	
00	Fitzpatrick-Dorsey, D	g	0-1	0-0	0-0	0	0	0	0	0	0	0	0	5	
04	Tyree, Breein	g	2-3	0-1	0-0	0	4	4	3	4	3	1	0	20	
14	Brooks, Rasheed	g	4-16	2-6	5-5	2	1	3	0	15	0	0	0	3	27
32	Morris, Nate	g	0-0	0-0	0-0	0	0	0	0	0	0	0	0	4	
50	Furmanavicius, Justas	g	4-5	0-0	0-0	3	3	6	3	8	0	0	3	0	28
Team						2	3	5							
Totals			27-72	6-22	16-17	14	31	45	23	76	13	15	6	3	200

FG % 1st Half: 14-41 34.1% 2nd half: 13-31 41.9% Game: 27-72 37.5%  
3FG % 1st Half: 2-10 20.0% 2nd half: 4-12 33.3% Game: 6-22 27.3%  
FT % 1st Half: 9-9 100.0% 2nd half: 7-8 87.5% Game: 16-17 94.1%

Officials: Joe Lindsay, Tony Henderson, Ted Valentine  
Technical fouls: Kentucky-None. Ole Miss-None.  
Attendance: 9086

Score by periods	1st	2nd	Total
Kentucky	60	39	99
Ole Miss	39	37	76

Points	In Paint	Off T/O	2nd Chance	Fast Break	Bench
UK	58	21	14	20	12
OM	38	8	13	10	27

Last FG - UK 2nd-02:05, OM 2nd-00:47.  
Largest lead - UK by 28 2nd-02:25, OM by 2 1st-19:26.  
UK led for 38:23. OM led for 00:23. Game was tied for 01:14.

Score tied - 1 time.  
Lead changed - 1 time.

Official Basketball Box Score -- Game Totals -- Final Statistics  
Ole Miss vs Auburn  
01/07/17 5:00 p.m. at Auburn Arena -- Auburn, Ala.

## Ole Miss 88 • 10-5, 1-2

#	Player	Total		3-Ptr	Rebounds		PF	TP	A	TO	Blk	Stl	Min		
		FG-FGA	FG-FGA		FT-FTA	Off Def Tot									
05	Hymon, Marcanvis	f	2-3	0-0	0	3	3	4	0	1	0	0	17		
11	Saiz, Sebastian	f	3-6	1-2	7-7	4	6	10	5	14	1	3	0	38	
50	Furmanavicius, Justas	f	3-7	1-3	4-5	1	4	5	4	11	2	2	1	1	36
01	Burnett, Deandre	g	3-10	2-6	10-12	1	1	2	4	18	8	6	0	3	38
03	Davis, Terence	g	6-10	3-6	1-2	0	2	2	4	16	2	3	0	3	19
02	Neal, Cullen	g	4-7	3-6	2-2	0	1	1	1	13	1	2	0	1	22
04	Tyree, Breein	g	1-4	0-1	0-0	0	0	0	0	2	0	0	0	0	5
14	Brooks, Rasheed	g	4-6	2-3	0-0	0	1	1	4	10	1	0	0	0	25
Team						1	1	2							
Totals			26-53	12-27	24-28	7	19	26	26	88	15	17	1	8	200

FG 1st Half:	12-28	42.9%	2nd half:	14-25	56.0%	Game:	26-53	49.1%	Deadball
3FG 1st Half:	4-12	33.3%	2nd half:	8-15	53.3%	Game:	12-27	44.4%	Rebound
FT 1st Half:	5-5	100.0	2nd half:	19-23	82.6%	Game:	24-28	85.7%	3

FG % 1st Half: 12-28 42.9% 2nd half: 14-25 56.0% Game: 26-53 49.1%  
3FG % 1st Half: 4-12 33.3% 2nd half: 8-15 53.3% Game: 12-27 44.4%  
FT % 1st Half: 5-5 100.0% 2nd half: 19-23 82.6% Game: 24-28 85.7%

## Auburn 85 • 10-5, 0-3

#	Player	Total		3-Ptr	Rebounds		PF	TP	A	TO	Blk	Stl	Min			
		FG-FGA	FG-FGA		Off	Def								Total		
03	Purifoy, Danjel	f	2-5	2-4	0-0	0	3	3	0	6	0	1	2	10		
50	Wiley, Austin	c	3-4	0-0	1-4	3	6	9	2	7	0	2	0	16		
01	Harper, Jared	g	4-9	2-6	14-17	0	1	1	5	24	2	3	0	1	21	
05	Heron, Mustapha	g	6-12	3-5	5-5	2	2	4	2	20	1	1	0	2	33	
23	Lang, TJ	g	0-5	0-4	3-4	1	1	2	1	3	0	0	0	0	28	
00	Spencer, Horace	g	0-1	0-0	1-2	0	0	0	0	4	1	0	0	0	6	
02	Brown, Bryce	g	1-4	1-3	0-0	0	0	0	0	1	3	1	1	0	17	
04	Dunans, T.J.	g	2-3	0-0	1-2	1	0	1	0	5	0	1	1	0	9	
12	Smith, LaRon	g	0-2	0-0	0-0	0	3	3	1	0	0	2	0	0	5	
24	McLemore, Anfernee	g	2-2	0-0	0-0	2	3	5	4	4	0	1	0	0	18	
31	Waddell, Devin	g	0-1	0-1	0-1	1	0	1	0	1	0	2	2	0	0	18
35	Johnson, Ronnie	g	5-8	0-0	2-2	1	2	3	3	1	12	3	2	0	1	19
Team						1	3	4	1							
Totals			25-56	8-23	27-37	15	21	36	23	85	9	16	1	6	200	

FG % 1st Half: 15-30 50.0% 2nd half: 10-26 38.5% Game: 25-56 44.6%  
3FG % 1st Half: 5-11 45.5% 2nd half: 3-12 25.0% Game: 8-23 34.8%  
FT % 1st Half: 6-8 75.0% 2nd half: 21-29 72.4% Game: 27-37 73.0%

Officials: Pat Adams, Tim Gattis, Marc Ellard  
Technical fouls: Ole Miss-None. Auburn-TEAM.  
Attendance: 9121

Score by periods	1st	2nd	Total
Ole Miss	33	55	88
Auburn	41	44	85

Points	In Paint	Off T/O	2nd Chance	Fast Break	Bench
OM	28	18	7	8	25
AU	22	10	11	5	25

Last FG - OM 2nd-00:39, AU 2nd-00:20.  
Largest lead - OM by 12 2nd-05:29, AU by 8 1st-06:04.  
OM led for 20:10. AU led for 18:05. Game was tied for 01:45.

Score tied - 2 times.  
Lead changed - 6 times.

Official Basketball Box Score -- Game Totals -- Final Statistics  
Ole Miss vs Florida  
1/3/17 7 p.m. at Exactech Arena - Gainesville, Fla.

## Ole Miss 63 • 9-5, 0-2 SEC

#	Player	Total	FG-FGA	3-Ptr	FG-FGA	FT-FTA	Rebounds	Off	Def	Total	PF	TP	A	TO	Blk	Stl	Min
05 <td>Hymon, Marcanvis</td> <td>f</td> <td>2-2</td> <td>0-0</td> <td>0-0</td> <td>0</td> <td>1</td> <td>4</td> <td>5</td> <td>5</td> <td>4</td> <td>1</td> <td>4</td> <td>1</td> <td>4</td> <td>1</td> <td>19</td>	Hymon, Marcanvis	f	2-2	0-0	0-0	0	1	4	5	5	4	1	4	1	4	1	19
11	Saiz, Sebastian	f	7-12	1-3	0-0	2	11	13	2	15	1	1	2	1	2	1	39
50	Furmanavicius, Justas	f	2-4	0-1	3-3	2	3	5	7	1	1	0	1	0	3	27	
01	Burnett, Deandre	g	6-12	2-5	4-4	0	1	1	2	18	3	5	0	1	32		
02	Neal, Cullen	g	2-7	0-4	0-0	0	2	2	0	4	2	4	0	1	23		
00	Fitzpatrick-Dorsey, D	g	0-0	0-0	0-0	1	0	1	3	0	0	0	0	0	3		
03	Davis, Terence	g	2-5	0-2	1-2	0	2	2	2	5	0	1	0	1	22		
04	Tyree, Breein	g	2-3	1-2	2-4	0	0	0	0	7	0	2	0	1	11		
14	Brooks, Rasheed	g	1-2	1-2	0-0	0	0	0	1	3	0	3	0	1	23		
32	Morris, Nate	g	0-0	0-0	0-0	0	0	0	0	0	0	0	0	0	1		
Team							1	4	5								
Totals			24-47	5-19	10-13	7	27	34	20	63	8	21	3	10		200	

FG % 1st Half: 8-20 40.0% 2nd half: 16-27 59.3% Game: 24-47 51.1%  
3FG % 1st Half: 0-6 0.0% 2nd half: 5-13 38.5% Game: 5-19 26.3%  
FT % 1st Half: 5-6 83.3% 2nd half: 5-7 71.4% Game: 10-13 76.9%

## Florida 70 • 11-3, 2-0 SEC

#	Player	Total		3-Ptr	Rebounds			PF	TP	A	TO	Blk	Stl	Min	
		FG-FGA	FG-FGA	FT-FTA	Off	Def	Tot								
01	Robinson, Devin	f	3-8	1-3	4-4	0	0	0	4	11	0	0	0	1	30
23	Leon, Justin	f	2-8	1-5	0-0	0	1	1	2	5	0	0	0	0	18
13	Hayes, Kevarrius	c	1-2	0-0	2-4	3	2	5	0	4	0	0	1	1	17
00	Hill, Kasey	g	4-9	0-1	0-4	1	4	5	2	8	5	5	0	6	31
05	Allen, KeVaughn	g	4-9	4-7	2-2	2	3	5	1	14	1	1	0	2	31
11	Chiozza, Chris	g	0-3	0-2	1-3	0	2	2	2	1	3	1	0	0	21
15	Egbunu, John	g	3-6	0-0	1-2	3	2	5	0	7	0	2	0	0	23
24	Barry, Canyon	g	8-14	3-6	1-2	2	2	2	3	20	0	1	0	1	22
25	Stone, Keith	g	0-1	0-1	0-0	1	0	1	1	0	1	0	0	0	7
Team						0	2	2							
Totals			25-60	9-25	11-21	12	16	28	15	70	10	10	1	11	200

GAME BOX SCORES



Official Basketball Box Score -- Game Totals -- Final Statistics  
**Ole Miss vs South Carolina**  
1/14/17 6:30 p.m. ET at Columbia, S.C. (Colonial Life Arena)



Ole Miss 56 • 10-7, 1-4 SEC

#	Player		Total		3-Ptr		Rebounds			PF	TP	A	TO	Blk	Stl	Min
			FG-FGA	FG-FGA	FT-FTA	Off	Def	Tot								
05	Hymon, Marcanvis	f	0-4	0-0	0-0	2	0	2	4	0	0	2	0	1	17	
11	Saiz, Sebastian	f	3-10	0-3	5-9	4	11	15	4	11	0	2	2	2	34	
50	Furmanavicius, Justas	f	2-5	0-1	4-5	1	4	5	4	8	2	3	0	2	30	
03	Davis, Terence	g	3-12	0-2	0-0	1	5	6	4	6	0	6	1	2	28	
04	Tyree, Breen	g	2-9	0-2	3-4	2	0	2	2	7	3	1	0	1	23	
00	Fitzpatrick-Dorsey, D		1-3	0-0	2-2	0	0	0	0	4	0	1	0	1	10	
02	Neal, Cullen		3-4	3-3	3-3	0	0	0	1	12	4	0	1	0	28	
14	Brooks, Rasheed		3-8	2-6	0-0	0	0	0	4	8	2	2	0	0	30	
Team						1	1	2								
Totals				17-55	5-17	17-23	11	21	32	23	56	8	21	3	9	200
FG % 1st Half: 6-23 26.1%			2nd half: 11-32 34.4%			Game: 17-55 30.9%			Deadball Rebounds 3.1							
3FG % 1st Half: 1-5 20.0%			2nd half: 4-12 33.3%			Game: 5-17 29.4%										
FT % 1st Half: 7-9 77.8%			2nd half: 10-14 71.4%			Game: 17-23 73.9%										

South Carolina 67 • 14-3, 4-0 SEC

#	Player		Total		3-Ptr		Rebounds			PF	TP	A	TO	Blk	Stl	Min
			FG-FGA	FG-FGA	FT-FTA	Off	Def	Tot								
21	KOTSAR, Maik	f	3-6	0-0	0-0	5	1	6	5	6	0	2	2	1	1	16
30	SILVA, Chris	f	5-11	0-0	6-7	2	9	11	3	16	1	1	1	1	1	28
00	THORNWELL, Sindarius	g	3-10	0-2	4-6	4	4	8	2	10	3	3	0	2	3	32
10	NOTTICE, Duane	g	2-8	2-7	1-2	0	1	1	2	7	3	1	0	2	2	28
15	DOZIER, PJ	g	4-9	1-5	7-10	2	3	5	0	16	3	2	0	0	0	27
02	GRAVETT, Hassani		0-2	0-1	0-0	0	0	0	1	0	2	2	0	0	0	18
04	FELDER, Rakym		3-7	2-5	4-4	0	3	3	0	12	0	3	0	1	1	17
05	BLANTON, TeMarcus		0-1	0-0	0-0	0	3	3	0	0	0	1	0	1	7	7
12	GUEYE, Khadim		0-0	0-0	0-0	0	2	2	1	0	0	1	0	1	7	7
13	CORCHIANI, Tommy		0-0	0-0	0-0	0	0	0	0	0	0	0	0	0	0	2
14	TUT, Ran		0-0	0-0	0-0	0	0	0	1	0	0	1	0	0	0	2
20	MCKIE, Justin		0-0	0-0	0-0	0	0	0	0	0	0	1	0	0	0	5
23	HINSON, Evan		0-0	0-0	0-0	0	0	0	1	0	0	0	0	0	0	3
24	KEITA, Sedee		0-1	0-0	0-2	0	1	1	3	0	0	2	0	1	1	8
Team						0	2	2								
Totals				20-55	5-20	22-31	13	29	42	19	67	12	20	3	10	200
FG % 1st Half: 10-34 29.4%			2nd half: 10-21 47.6%		Game: 20-55 36.4%		Deadball Rebounds 9.1									
3FG % 1st Half: 1-12 8.3%			2nd half: 4-8 50.0%		Game: 5-20 25.0%											
FT % 1st Half: 13-17 76.5%			2nd half: 9-14 64.3%		Game: 22-31 71.0%											

Score by periods	1st	2nd	Total
Ole Miss	20	36	56
South Carolina	34	33	67

Last FG - OM 2nd-01:06, SC 2nd-03:43.  
Largest lead - OM None, SC by 25 2nd-08:02.  
OM led for 00:00. SC led for 39:33. Game was tied for 00:27.

Points	In Paint	Off T/O	2nd Chance	Fast Break	Bench
OM	20	22	6	8	24
SC	24	20	9	7	12

Score tied - 0 times.  
Lead changed - 0 times.



Official Basketball Box Score -- Game Totals -- Final Statistics  
**Ole Miss vs Mizzou**  
1-21-17 2:31 PM at Columbia, Mo. (Mizzou Arena)



Ole Miss 75 • 12-7, 3-4

#	Player	Total		3-Ptr		Rebounds			PF	TP	A	TO	Blk	Stl	Min
		FG-FGA	FG-FGA	FT-FTA	Off	Def	Tot								
03	Davis, Terence	*	7-16	2-7	2-4	2	9	11	3	18	4	1	0	1	39
04	Tyree, Breen	*	2-6	2-2	0-0	1	1	2	1	6	1	1	0	0	23
05	Hymon, Marcanvis	*	1-2	0-0	1-2	0	6	6	3	3	0	1	0	1	23
11	Saiz, Sebastian	*	6-12	1-3	6-7	2	8	10	4	19	2	4	0	1	36
50	Furmanavicius, Justas	*	2-4	0-2	3-3	1	1	2	2	7	1	1	2	0	25
01	Burnett, Deandre		4-11	3-6	3-5	1	1	2	1	14	3	3	0	1	36
02	Neal, Cullen		2-5	2-4	2-2	0	1	1	2	8	0	1	0	0	18
Team						2	2	4							
Totals			24-56	10-24	17-23	9	29	38	16	75	11	12	2	4	200
FG % 1st Half: 14-31 45.2%		2nd half: 10-25 40.0%		Game: 24-56 42.9%		Deadball Rebounds 3									
3FG % 1st Half: 6-14 42.9%		2nd half: 4-10 40.0%		Game: 10-24 41.7%											
FT % 1st Half: 5-7 71.4%		2nd half: 12-16 75.0%		Game: 17-23 73.9%											

Mizzou 71 • 5-13, 0-6

#	Player	Total		3-Ptr		Rebounds			PF	TP	A	TO	Blk	Stl	Min								
		FG-FGA	FG-FGA	FT-FTA	Off	Def	Tot																
11	WALTON	*	0-4	0-0	0-0	0	0	0	0	0	2	0	0	0	16								
15	GEIST	*	1-3	0-1	0-0	0	0	4	1	2	1	0	0	0	17								
21	BARNETT	*	4-10	2-5	1-2	1	4	5	1	11	0	2	0	0	34								
24	PURYEAR	*	11-14	4-4	0-0	3	5	8	4	26	0	3	0	0	33								
25	WOODS	*	5-10	0-0	3-9	6	5	11	4	13	0	2	0	0	34								
01	PHILLIPS		3-12	2-7	2-3	0	5	5	5	10	5	0	2	33									
03	HUGHES		0-2	0-2	0-0	1	0	1	2	0	2	1	0	0	4								
14	NIKKO		0-0	0-0	0-2	0	0	0	1	0	0	0	0	0	6								
33	VANLEER		3-6	3-6	0-1	0	3	3	2	9	0	0	0	0	23								
Team						1	0	1															
Totals			27-61	11-25	6-17	12	26	38	20	71	15	14	0	2	200								
FG % 1st Half: 14-33 42.4%		2nd half: 13-28 46.4%		Game: 27-61 44.3%		Deadball Rebounds 4																	
3FG % 1st Half: 2-8 25.0%		2nd half: 9-17 52.9%		Game: 11-25 44.0%																			
FT % 1st Half: 3-7 42.9%		2nd half: 3-10 30.0%		Game: 6-17 35.3%																			

Officials: Tony Henderson, Terry Moore, Rusty Phillips  
Technical fouls: Ole Miss-None. Mizzou-None.  
Attendance: 10378  
Estimated Actual: 7,235

Score by periods	1st	2nd	Total
Ole Miss	39	36	75
Mizzou	33	38	71

Last FG - OM 2nd-03:22, MU 2nd-00:06.  
Largest lead - OM by 12 1st-14:10, MU by 4 1st-18:33.  
OM led for 36:15. MU led for 03:32. Game was tied for 00:13.

Score tied - 0 times.  
Lead changed - 3 times.



Official Basketball Box Score -- Game Totals -- Final Statistics  
**Tennessee vs Ole Miss**  
01/17/17 8 PM at Oxford, Miss./The Pavilion at Ole Miss



Tennessee 69 • 9-9 2-4 SEC

#	Player		Total		3-Ptr		Rebounds			PF	TP	A	TO	Blk	Stl	Min
			FG-FGA	FG-FGA	FT-FTA	Off	Def	Tot								
02	Williams, Grant	f	2-4	0-0	1-3	1	3	4	5	5	1	1	1	0	17	
11	Alexander, Kyle	f	3-3	0-0	0-3	2	4	6	3	6	0	0	1	0	20	
00	Bone, Jordan	g	1-9	0-3	0-0	0	1	1	3	2	4	2	0	2	14	
03	Hubbs III, Robert	g	7-15	0-1	1-2	2	5	7	1	15	3	2	1	0	35	
23	Bowden, Jordan	g	4-16	3-9	3-4	0	3	3	3	14	0	2	0	2	27	
01	Turner, Lamonte		5-15	3-10	2-4	1	1	2	2	15	5	3	1	0	29	
05	Schofield, Admiral		2-5	0-1	0-0	0	3	3	3	4	0	1	2	0	20	
12	Parker, Kwe		0-0	0-0	0-0	0	0	0	0	2	0	1	0	0	6	
21	Evans, Lew		0-1	0-0	3-4	3	2	5	4	3	2	0	0	0	13	
25	Phillips, Shembari		1-3	0-1	3-4	2	1	3	5	5	0	0	0	0	19	
Team						6	2	8								
Totals			25-71	6-25	13-24	17	25	42	31	69	15	12	6	4	200	
FG % 1st Half: 14-33 42.4% 2nd half: 11-38 28.9% Game: 25-71 35.2%																
3FG % 1st Half: 4-10 40.0% 2nd half: 7-15 13.3% Game: 6-25 24.0%																
FT % 1st Half: 6-10 60.0% 2nd half: 2-14 50.0% Game: 13-24 54.2%																
Deadball Rebounds																











**2016-17 Ole Miss Basketball**  
**Ole Miss Combined Team Statistics (as of Mar 09, 2017)**  
**All games**



<b>RECORD:</b>	<b>OVERALL</b>	<b>HOME</b>	<b>AWAY</b>	<b>NEUTRAL</b>
ALL GAMES	20-12	13-5	4-6	3-1
CONFERENCE	10-8	6-3	4-5	0-0
NON-CONFERENCE	10-4	7-2	0-1	3-1

#	Player	gp-gs	min	avg	Total		3-Point		F-Throw		Rebounds								a	to	blk	stl	pts	avg
					fg-fga	fg%	3fg-fga	3fg%	ft-fga	ft%	off	def	tot	avg	pf	dq								
01	Burnett,Deandre	29-24	876	30.2	120-341	.352	61-163	.374	185-209	.885	13	50	63	2.2	56	0	91	85	6	31	486	16.8		
11	Saiz,Sebastian	32-32	1066	33.3	159-337	.472	20-65	.308	144-197	.731	107	247	354	11.1	105	3	31	72	34	31	482	15.1		
03	Davis,Terence	32-23	784	24.5	166-357	.465	38-124	.306	83-112	.741	41	126	167	5.2	105	4	52	63	17	43	453	14.2		
02	Neal,Cullen	32-12	768	24.0	87-215	.405	57-139	.410	69-79	.873	9	46	55	1.7	62	1	76	52	1	16	300	9.4		
04	Tyree,Breein	30-19	560	18.7	74-189	.392	22-68	.324	49-70	.700	8	48	56	1.9	46	0	57	60	0	17	219	7.3		
14	Brooks,Rasheed	29-11	670	23.1	70-190	.368	40-112	.357	19-21	.905	18	59	77	2.7	41	0	43	40	4	25	199	6.9		
50	Furmanavicius,Justas	32-13	802	25.1	66-141	.468	7-30	.233	67-108	.620	65	96	161	5.0	93	2	34	30	35	24	206	6.4		
05	Hymon,Marcanvis	32-24	697	21.8	44-88	.500	0-0	.000	23-55	.418	52	108	160	5.0	94	4	15	38	36	21	111	3.5		
00	Fitzpatrick-Dorsey,D	22-2	146	6.6	10-27	.370	0-5	.000	11-12	.917	10	14	24	1.1	16	0	9	13	1	5	31	1.4		
24	Below,Lane	3-0	6	2.0	1-2	.500	0-0	.000	0-0	.000	0	0	0	0.0	1	0	0	0	0	0	2	0.7		
12	Silins,Karlis	8-0	39	4.9	1-3	.333	0-0	.000	2-4	.500	3	2	5	0.6	8	0	0	2	1	1	4	0.5		
32	Morris,Nate	7-0	36	5.1	0-5	.000	0-0	.000	0-0	.000	2	5	7	1.0	8	0	0	3	3	0	0	0.0		
Team											69	56	125				1							
Total.....		32	6450		798-1895	.421	245-706	.347	652-867	.752	397	857	1254	39.2	635	14	408	459	138	214	2493	77.9		
Opponents.....		32	6450		829-1953	.424	287-786	.365	492-714	.689	370	800	1170	36.6	694	-	488	451	109	209	2437	76.2		

<b>TEAM STATISTICS</b>	<b>OM</b>	<b>OPP</b>
SCORING	2493	2437
Points per game	77.9	76.2
Scoring margin	+1.8	-
FIELD GOALS-ATT	798-1895	829-1953
Field goal pct	.421	.424
3 POINT FG-ATT	245-706	287-786
3-point FG pct	.347	.365
3-pt FG made per game	7.7	9.0
FREE THROWS-ATT	652-867	492-714
Free throw pct	.752	.689
F-Throws made per game	20.4	15.4
REBOUNDS	1254	1170
Rebounds per game	39.2	36.6
Rebounding margin	+2.6	-
ASSISTS	408	488
Assists per game	12.8	15.3
TURNOVERS	459	451
Turnovers per game	14.3	14.1
Turnover margin	-0.2	-
Assist/turnover ratio	0.9	1.1
STEALS	214	209
Steals per game	6.7	6.5
BLOCKS	138	109
Blocks per game	4.3	3.4
ATTENDANCE	131433	126356
Home games-Avg/Game	18-7302	10-11003
Neutral site-Avg/Game	-	4-4081

<b>Score by Periods</b>	<b>1st</b>	<b>2nd</b>	<b>OT</b>	<b>Totals</b>
Ole Miss	1147	1310	36	2493
Opponents	1163	1250	24	2437

<b>Date</b>	<b>Opponent</b>		<b>Score</b>	<b>Att.</b>
11/11/16	UT MARTIN	W	86-83	6123
11/14/16	UMASS	W	90-88	5291
11/18/16	vs Oral Roberts	Wot	95-88	512
11/20/16	vs Saint Joseph's	W	81-68	0
11/21/16	vs Creighton	L	77-86	2699
11/24/16	MONTANA	W	86-81	7358
11/30/16	MIDDLE TENNESSEE	L	62-77	6412
12/03/16	MEMPHIS	W	85-77	7411
12/11/16	at Virginia Tech	L	75-80	7522
12/15/16	MURRAY STATE	W	78-73	6650
12/19/16	BRADLEY	W	66-49	7792
12/22/16	SOUTH ALABAMA	W	92-58	7260
* 12/29/16	KENTUCKY	L	76-99	9086
* 1/3/17	at Florida	L	63-70	10423
* 01/07/17	at Auburn	W	88-85	9121
* 1/11/17	GEORGIA	L	47-69	7029
* 1/14/17	at South Carolina	L	56-67	15202
* 01/17/17	TENNESSEE	W	80-69	6085
* 1-21-17	at Mizzou	W	75-71	10378
* 1/25/17	TEXAS A&M	L	76-80	7055
1/28/17	BAYLOR	L	75-78	9411
* 1/31/17	MISSISSIPPI STATE	W	88-61	8205
* 02/04/17	at Vanderbilt	W	81-74	9287
* 02/08/17	at Tennessee	L	66-75	12209
* 02/11/17	AUBURN	W	90-84	8280
* 2/14/17	LSU	W	96-76	7131
* 02/18/17	at Arkansas	L	80-98	17356
* 02-21-17	at Mississippi State	Wot	87-82	7863
* 2/25/17	MISSOURI	W	80-77	7693
* 3/1/17	at Alabama	L	55-70	10672
* 3/4/17	SOUTH CAROLINA	W	75-70	7161
03/09/17	vs Missouri	W	86-74	13112

\* = Conference game





**2016-17 Ole Miss Basketball**  
**Ole Miss Combined Team Statistics (as of Mar 04, 2017)**  
**Conference games**



<b>RECORD:</b>	<b>OVERALL</b>	<b>HOME</b>	<b>AWAY</b>	<b>NEUTRAL</b>
ALL GAMES	10-8	6-3	4-5	0-0
CONFERENCE	10-8	6-3	4-5	0-0
NON-CONFERENCE	0-0	0-0	0-0	0-0

#	Player	gp-gs	min	avg	Total		3-Point		F-Throw		Rebounds				pf	dq	a	to	blk	stl	pts	avg
					fg-fga	fg%	3fg-fga	3fg%	ft-fa	ft%	off	def	tot	avg								
01	Burnett,Deandre	15-14	460	30.7	58-165	.352	27-81	.333	86-98	.878	5	27	32	2.1	32	0	55	43	3	19	229	15.3
03	Davis,Terence	18-16	473	26.3	101-222	.455	22-75	.293	48-64	.750	24	71	95	5.3	62	2	34	34	4	26	272	15.1
11	Saiz,Sebastian	18-18	609	33.8	89-199	.447	13-43	.302	75-104	.721	57	126	183	10.2	61	2	18	49	16	17	266	14.8
04	Tyree,Breein	18-14	398	22.1	57-147	.388	14-48	.292	39-55	.709	6	37	43	2.4	29	0	37	45	0	11	167	9.3
02	Neal,Cullen	18-2	386	21.4	37-98	.378	26-67	.388	31-35	.886	6	24	30	1.7	32	1	27	30	1	7	131	7.3
50	Furmanavicius,Justas	18-7	490	27.2	36-79	.456	5-21	.238	51-73	.699	26	60	86	4.8	57	1	19	20	15	16	128	7.1
14	Brooks,Rasheed	15-3	351	23.4	29-83	.349	20-54	.370	12-13	.923	10	24	34	2.3	23	0	13	16	0	13	90	6.0
05	Hymon,Marcanvis	18-16	396	22.0	26-53	.491	0-0	.000	10-23	.435	29	69	98	5.4	57	3	6	22	13	10	62	3.4
00	Fitzpatrick-Dorsey,D	11-0	48	4.4	5-14	.357	0-1	.000	4-4	1.000	3	3	6	0.5	6	0	2	4	0	0	14	1.3
24	Below,Lane	2-0	3	1.5	0-0	.000	0-0	.000	0-0	.000	0	0	0	0.0	0	0	0	0	0	0	0	0.0
32	Morris,Nate	3-0	11	3.7	0-0	.000	0-0	.000	0-0	.000	1	1	2	0.7	1	0	0	0	1	0	0	0.0
Team											37	37	74									
Total.....		18	3625		438-1060	.413	127-390	.326	356-469	.759	204	479	683	37.9	360	9	211	263	53	119	1359	75.5
Opponents.....		18	3625		471-1091	.432	148-433	.342	287-415	.692	206	470	676	37.6	385	-	267	264	80	126	1377	76.5

<b>TEAM STATISTICS</b>	<b>OM</b>	<b>OPP</b>
SCORING	1359	1377
Points per game	75.5	76.5
Scoring margin	-1.0	-
FIELD GOALS-ATT	438-1060	471-1091
Field goal pct	.413	.432
3 POINT FG-ATT	127-390	148-433
3-point FG pct	.326	.342
3-pt FG made per game	7.1	8.2
FREE THROWS-ATT	356-469	287-415
Free throw pct	.759	.692
F-Throws made per game	19.8	15.9
REBOUNDS	683	676
Rebounds per game	37.9	37.6
Rebounding margin	+0.4	-
ASSISTS	211	267
Assists per game	11.7	14.8
TURNOVERS	263	264
Turnovers per game	14.6	14.7
Turnover margin	+0.1	-
Assist/turnover ratio	0.8	1.0
STEALS	119	126
Steals per game	6.6	7.0
BLOCKS	53	80
Blocks per game	2.9	4.4
ATTENDANCE	67725	102511
Home games-Avg/Game	9-7525	9-11390
Neutral site-Avg/Game	-	0-0

<b>Date</b>	<b>Opponent</b>		<b>Score</b>	<b>Att.</b>
* 12/29/16	KENTUCKY	L	76-99	9086
* 1/3/17	at Florida	L	63-70	10423
* 01/07/17	at Auburn	W	88-85	9121
* 1/11/17	GEORGIA	L	47-69	7029
* 1/14/17	at South Carolina	L	56-67	15202
* 01/17/17	TENNESSEE	W	80-69	6085
* 1-21-17	at Mizzou	W	75-71	10378
* 1/25/17	TEXAS A&M	L	76-80	7055
* 1/31/17	MISSISSIPPI STATE	W	88-61	8205
* 02/04/17	at Vanderbilt	W	81-74	9287
* 02/08/17	at Tennessee	L	66-75	12209
* 02/11/17	AUBURN	W	90-84	8280
* 2/14/17	LSU	W	96-76	7131
* 02/18/17	at Arkansas	L	80-98	17356
* 02-21-17	at Mississippi State	Wot	87-82	7863
* 2/25/17	MIZZOU	W	80-77	7693
* 3/1/17	at Alabama	L	55-70	10672
* 3/4/17	SOUTH CAROLINA	W	75-70	7161

\* = Conference game

<b>Score by Periods</b>	<b>1st</b>	<b>2nd</b>	<b>OT</b>	<b>Totals</b>
Ole Miss	590	749	20	1359
Opponents	668	694	15	1377



**2016-17 Ole Miss Basketball**  
**Ole Miss Team Game-by-Game (as of Mar 09, 2017)**  
**All games**



**TEAM STATISTICS**

Opponent	Date	Score		Total		3-Pointers		Free throws		Rebounds				pf	a	t/o	blk	stl	pts	avg
				fg-fga	pct	3fg-fga	pct	ft-fa	pct	off	def	tot	avg							
UT MARTIN	11/11/16	86-83	W	27-56	.482	7-19	.368	25-37	.676	16	28	44	44.0	24	14	24	10	9	86	86.0
UMASS	11/14/16	90-88	W	26-64	.406	5-15	.333	33-46	.717	18	28	46	45.0	28	6	17	4	5	90	88.0
vs Oral Roberts	11/18/16	95-88	Wot	32-69	.464	12-26	.462	19-27	.704	15	25	40	43.3	15	18	16	3	10	95	90.3
vs Saint Joseph's	11/20/16	81-68	W	27-64	.422	12-28	.429	15-19	.789	13	29	42	43.0	20	16	14	4	6	81	88.0
vs Creighton	11/21/16	77-86	L	28-63	.444	9-27	.333	12-17	.706	17	20	37	41.8	16	10	13	5	9	77	85.8
MONTANA	11/24/16	86-81	W	28-62	.452	11-26	.423	19-28	.679	14	29	43	42.0	17	15	14	8	5	86	85.8
MIDDLE TENNESSEE	11/30/16	62-77	L	18-45	.400	7-20	.350	19-27	.704	8	27	35	41.0	15	9	16	7	4	62	82.4
MEMPHIS	12/03/16	85-77	W	25-58	.431	7-17	.412	28-33	.848	15	22	37	40.5	23	17	11	7	6	85	82.8
at Virginia Tech	12/11/16	75-80	L	29-67	.433	8-27	.296	9-11	.818	14	26	40	40.4	22	11	16	4	1	75	81.9
MURRAY STATE	12/15/16	78-73	W	22-62	.355	7-23	.304	27-38	.711	17	32	49	41.3	27	14	11	5	6	78	81.5
BRADLEY	12/19/16	66-49	W	23-55	.418	9-28	.321	11-14	.786	8	33	41	41.3	13	19	16	13	13	66	80.1
SOUTH ALABAMA	12/22/16	92-58	W	29-59	.492	8-22	.364	26-31	.839	13	37	50	42.0	21	23	13	8	8	92	81.1
KENTUCKY	12/29/16	76-99	L	27-72	.375	6-22	.273	16-17	.941	14	31	45	42.2	23	13	15	6	3	76	80.7
at Florida	1/3/17	63-70	L	24-47	.511	5-19	.263	10-13	.769	7	27	34	41.6	20	8	21	3	10	63	79.4
at Auburn	01/07/17	88-85	W	26-53	.491	12-27	.444	24-28	.857	7	19	26	40.6	26	15	17	1	8	88	80.0
GEORGIA	1/11/17	47-69	L	14-51	.275	2-19	.105	17-32	.531	9	25	34	40.2	20	4	13	3	4	47	77.9
at South Carolina	1/14/17	56-67	L	17-55	.309	5-17	.294	17-23	.739	11	21	32	39.7	23	8	21	3	9	56	76.6
TENNESSEE	01/17/17	80-69	W	26-54	.481	1-14	.071	27-42	.643	13	37	50	40.3	24	14	17	6	3	80	76.8
at Mizzou	1-21-17	75-71	W	24-56	.429	10-24	.417	17-23	.739	9	29	38	40.2	16	11	12	2	4	75	76.7
TEXAS A&M	1/25/17	76-80	L	27-55	.491	11-25	.440	11-17	.647	7	16	23	39.3	18	17	13	2	5	76	76.7
BAYLOR	1/28/17	75-78	L	23-56	.411	7-17	.412	22-23	.957	11	16	27	38.7	20	14	8	6	9	75	76.6
MISSISSIPPI STATE	1/31/17	88-61	W	30-68	.441	6-23	.261	22-25	.880	15	28	43	38.9	13	15	8	4	11	88	77.1
at Vanderbilt	02/04/17	81-74	W	24-58	.414	9-22	.409	24-33	.727	10	31	41	39.0	16	10	8	0	4	81	77.3
at Tennessee	02/08/17	66-75	L	23-67	.343	7-22	.318	13-16	.813	20	26	46	39.3	28	9	18	2	5	66	76.8
AUBURN	02/11/17	90-84	W	29-66	.439	5-20	.250	27-31	.871	11	28	39	39.3	16	18	11	1	11	90	77.4
LSU	2/14/17	96-76	W	33-61	.541	12-27	.444	18-20	.900	4	25	29	38.9	15	21	11	2	14	96	78.1
at Arkansas	02/18/17	80-98	L	26-70	.371	8-27	.296	20-27	.741	16	24	40	38.9	21	12	9	4	6	80	78.1
at Mississippi State	02-21-17	87-82	Wot	24-65	.369	5-23	.217	34-44	.773	16	32	48	39.2	20	10	21	6	8	87	78.5
MIZZOU	2/25/17	80-77	W	21-49	.429	11-21	.524	27-29	.931	13	25	38	39.2	21	10	17	3	5	80	78.5
at Alabama	3/1/17	55-70	L	19-61	.311	4-21	.190	13-19	.684	13	23	36	39.1	20	5	14	1	6	55	77.7
SOUTH CAROLINA	3/4/17	75-70	W	24-52	.462	8-17	.471	19-30	.633	9	32	41	39.2	20	11	17	4	3	75	77.6
vs Missouri	03/09/17	86-74	W	23-55	.418	9-21	.429	31-47	.660	14	26	40	39.2	14	11	7	1	4	86	77.9
Ole Miss		2493		798-1895	.421	245-706	.347	652-867	.752	397	857	1254	39.2	635	408	459	138	214	2493	77.9
Opponents		2437		829-1953	.424	287-786	.365	492-714	.689	370	800	1170	36.6	694	488	451	109	209	2437	76.2

Games played: 32  
Points/game: 77.9  
FG Pct: 42.1  
3FG Pct: 34.7  
FT Pct: 75.2

Rebounds/game: 39.2  
Assists/game: 12.8  
Turnovers/game: 14.3  
Assist/turnover ratio: 0.9  
Steals/game: 6.7  
Blocks/game: 4.3



**2016-17 Ole Miss Basketball**  
**Ole Miss Opponent Game-by-Game (as of Mar 09, 2017)**  
**All games**



**OPPONENT STATISTICS**

Opponent	Date	Score		Total		3-Pointers		Free throws		Rebounds				pf	a	t/o	blk	stl	pts	avg
				fg-fga	pct	3fg-fga	pct	ft-fa	pct	off	def	tot	avg							
UT MARTIN	11/11/16	86-83	W	27-73	.370	12-33	.364	17-24	.708	21	19	40	40.0	29	13	17	1	8	83	83.0
UMASS	11/14/16	90-88	W	26-64	.406	13-33	.394	23-36	.639	14	25	39	39.5	29	17	18	5	10	88	85.5
vs Oral Roberts	11/18/16	95-88	Wot	31-65	.477	11-19	.579	15-16	.938	9	24	33	37.3	19	19	17	1	7	88	86.3
vs Saint Joseph's	11/20/16	81-68	W	25-55	.455	8-22	.364	10-22	.455	7	26	33	36.2	19	14	13	0	8	68	81.8
vs Creighton	11/21/16	77-86	L	31-59	.525	16-26	.615	8-10	.800	7	20	27	34.4	15	18	14	4	4	86	82.6
MONTANA	11/24/16	86-81	W	28-73	.384	12-33	.364	13-17	.765	16	24	40	35.3	23	19	10	3	3	81	82.3
MIDDLE TENNESSEE	11/30/16	62-77	L	29-60	.483	9-16	.563	10-12	.833	6	23	29	34.4	21	22	7	1	7	77	81.6
MEMPHIS	12/03/16	85-77	W	26-61	.426	6-19	.316	19-29	.655	17	21	38	34.9	26	17	11	5	4	77	81.0
at Virginia Tech	12/11/16	75-80	L	26-56	.464	10-26	.385	18-30	.600	10	23	33	34.7	15	18	13	1	5	80	80.9
MURRAY STATE	12/15/16	78-73	W	22-61	.361	7-31	.226	22-31	.710	11	31	42	35.4	28	13	12	2	4	73	80.1
BRADLEY	12/19/16	66-49	W	18-58	.310	7-17	.412	6-11	.545	9	27	36	35.5	14	11	17	2	10	49	77.3
SOUTH ALABAMA	12/22/16	92-58	W	19-66	.288	5-23	.217	15-22	.682	14	21	35	35.4	23	11	12	1	7	58	75.7
KENTUCKY	12/29/16	76-99	L	37-74	.500	8-18	.444	17-24	.708	11	31	42	35.9	17	24	8	8	9	99	77.5
at Florida	1/3/17	63-70	L	25-60	.417	9-25	.360	11-21	.524	12	16	28	35.4	15	10	10	1	11	70	76.9
at Auburn	01/07/17	88-85	W	25-56	.446	8-23	.348	27-37	.730	15	21	36	35.4	23	9	16	1	6	85	77.5
GEORGIA	1/11/17	47-69	L	21-52	.404	5-18	.278	22-25	.880	9	35	44	35.9	24	12	14	7	7	69	76.9
at South Carolina	1/14/17	56-67	L	20-55	.364	5-20	.250	22-31	.710	13	29	42	36.3	19	12	20	3	10	67	76.4
TENNESSEE	01/17/17	80-69	W	25-71	.352	6-25	.240	13-24	.542	17	25	42	36.6	31	15	12	6	4	69	75.9
at Mizzou	1-21-17	75-71	W	27-61	.443	11-25	.440	6-17	.353	12	26	38	36.7	20	15	14	0	2	71	75.7
TEXAS A&M	1/25/17	76-80	L	29-57	.509	7-18	.389	15-22	.682	16	23	39	36.8	15	19	15	4	10	80	75.9
BAYLOR	1/28/17	75-78	L	24-50	.480	11-26	.423	19-26	.731	13	24	37	36.8	19	15	17	2	3	78	76.0
MISSISSIPPI STATE	1/31/17	88-61	W	21-53	.396	7-25	.280	12-16	.750	5	25	30	36.5	18	12	19	3	5	61	75.3
at Vanderbilt	02/04/17	81-74	W	23-52	.442	14-39	.359	14-19	.737	2	31	33	36.3	24	16	11	3	5	74	75.3
at Tennessee	02/08/17	66-75	L	23-56	.411	4-13	.308	25-36	.694	11	26	37	36.4	18	17	12	9	5	75	75.2
AUBURN	02/11/17	90-84	W	33-69	.478	13-30	.433	5-8	.625	10	28	38	36.4	22	16	20	8	9	84	75.6
LSU	2/14/17	96-76	W	25-58	.431	8-20	.400	18-21	.857	10	23	33	36.3	22	11	19	1	5	76	75.6
at Arkansas	02/18/17	80-98	L	31-66	.470	12-29	.414	24-27	.889	11	31	42	36.5	19	20	10	7	6	98	76.4
at Mississippi State	02-21-17	87-82	Wot	31-74	.419	6-24	.250	14-25	.560	18	31	49	37.0	32	13	22	7	13	82	76.6
MIZZOU	2/25/17	80-77	W	28-62	.452	10-30	.333	11-14	.786	12	16	28	36.7	24	17	12	2	6	77	76.7
at Alabama	3/1/17	55-70	L	24-51	.471	6-21	.286	16-24	.667	9	31	40	36.8	17	12	18	7	5	70	76.4
SOUTH CAROLINA	3/4/17	75-70	W	23-64	.359	9-30	.300	15-24	.625	13	22	35	36.7	25	17	12	3	8	70	76.2
vs Missouri	03/09/17	86-74	W	26-61	.426	12-29	.414	10-13	.769	10	22	32	36.6	29	14	9	1	3	74	76.2
Opponents		2437		829-1953	.424	287-786	.365	492-714	.689	370	800	1170	36.6	694	488	451	109	209	2437	76.2
Ole Miss		2493		798-1895	.421	245-706	.347	652-867	.752	397	857	1254	39.2	635	408	459	138	214	2493	77.9

Games played: 32  
Points/game: 76.2  
FG Pct: 42.4  
3FG Pct: 36.5  
FT Pct: 68.9

Rebounds/game: 36.6  
Assists/game: 15.3  
Turnovers/game: 14.1  
Assist/turnover ratio: 1.1  
Steals/game: 6.5  
Blocks/game: 3.4



**2016-17 Ole Miss Basketball**  
**Ole Miss Individual Game-by-Game (as of Mar 09, 2017)**  
**All games**



**#00 Fitzpatrick-Dorsey, D**

Opponent	Date	gs	min	Total		3-Pointers		Free throws		Rebounds				pf	a	t/o	blk	stl	pts	avg
				fg-fga	pct	3fg-fga	pct	ft-fa	pct	off	def	tot	avg							
UT MARTIN	11/11/16		4	0-0	.000	0-0	.000	2-2	1.000	2	0	2	2.0	2	0	2	0	0	2	2.0
UMASS	11/14/16		14	1-1	1.000	0-0	.000	4-4	1.000	1	1	2	2.0	1	1	1	0	1	6	4.0
vs Oral Roberts	11/18/16		15	1-1	1.000	0-0	.000	0-0	.000	0	3	3	2.3	0	2	1	0	1	2	3.3
vs Saint Joseph's	11/20/16		7	1-2	.500	0-1	.000	0-0	.000	1	3	4	2.8	1	0	2	0	0	2	3.0
vs Creighton	11/21/16		2	0-1	.000	0-1	.000	0-0	.000	0	1	1	2.4	0	0	1	0	0	0	2.4
MONTANA	11/24/16		9	1-1	1.000	0-0	.000	0-0	.000	1	1	2	2.3	2	2	0	1	1	2	2.3
MIDDLE TENNESSEE	11/30/16		10	0-2	.000	0-0	.000	0-0	.000	0	0	0	2.0	0	1	0	0	0	0	2.0
MEMPHIS	12/03/16		4	0-0	.000	0-0	.000	0-0	.000	1	0	1	1.9	0	0	0	0	0	0	1.8
at Virginia Tech	12/11/16		3	0-0	.000	0-0	.000	0-0	.000	0	0	0	1.7	0	0	0	0	0	0	1.6
BRADLEY	12/19/16	*	17	1-3	.333	0-1	.000	1-2	.500	0	1	1	1.6	2	1	0	0	1	3	1.7
SOUTH ALABAMA	12/22/16	*	13	0-2	.000	0-1	.000	0-0	.000	1	1	2	1.6	2	0	2	0	1	0	1.5
KENTUCKY	12/29/16		5	0-1	.000	0-0	.000	0-0	.000	0	0	0	1.5	0	0	0	0	0	0	1.4
at Florida	1/3/17		3	0-0	.000	0-0	.000	0-0	.000	1	0	1	1.5	3	0	0	0	0	0	1.3
GEORGIA	1/11/17		9	0-0	.000	0-0	.000	2-2	1.000	0	2	2	1.5	1	0	1	0	0	2	1.4
at South Carolina	1/14/17		10	1-3	.333	0-0	.000	2-2	1.000	0	0	0	1.4	0	0	1	0	0	4	1.5
TENNESSEE	01/17/17		3	0-0	.000	0-0	.000	0-0	.000	0	0	0	1.3	1	0	0	0	0	0	1.4
TEXAS A&M	1/25/17		8	1-2	.500	0-0	.000	0-0	.000	1	0	1	1.3	1	2	0	0	0	2	1.5
MISSISSIPPI STATE	1/31/17		2	1-2	.500	0-0	.000	0-0	.000	0	0	0	1.2	0	0	1	0	0	2	1.5
AUBURN	02/11/17		5	2-5	.400	0-1	.000	0-0	.000	1	1	2	1.3	0	0	1	0	0	4	1.6
LSU	2/14/17		0	0-0	.000	0-0	.000	0-0	.000	0	0	0	1.2	0	0	0	0	0	0	1.6
at Arkansas	02/18/17		1	0-1	.000	0-0	.000	0-0	.000	0	0	0	1.1	0	0	0	0	0	0	1.5
at Mississippi State	02-21-17		2	0-0	.000	0-0	.000	0-0	.000	0	0	0	1.1	0	0	0	0	0	0	1.4
Totals		2	146	10-27	.370	0-5	.000	11-12	.917	10	14	24	1.1	16	9	13	1	5	31	1.4

Games played: 22  
Minutes/game: 6.6  
Points/game: 1.4  
FG Pct: 37.0  
3FG Pct: 0.0  
FT Pct: 91.7

Rebounds/game: 1.1  
Assists/game: 0.4  
Turnovers/game: 0.6  
Assist/turnover ratio: 0.7  
Steals/game: 0.2  
Blocks/game: 0.0





**2016-17 Ole Miss Basketball**  
**Ole Miss Individual Game-by-Game (as of Mar 09, 2017)**  
**All games**



**#01 Burnett, Deandre**

Opponent	Date	gs	min	Total		3-Pointers		Free throws		Rebounds				pf	a	t/o	blk	stl	pts	avg	
				fg-fga	pct	3fg-fga	pct	ft-fa	pct	off	def	tot	avg								
UT MARTIN	11/11/16	*	32	5-11	.455	3-6	.500	10-10	1.000	0	2	2	2.0	3	1	4	2	1	23	23.0	
UMASS	11/14/16	*	24	3-15	.200	0-1	.000	6-6	1.000	0	2	2	2.0	3	1	4	0	1	12	17.5	
vs Oral Roberts	11/18/16	*	41	12-19	.632	9-12	.750	8-8	1.000	1	3	4	2.7	1	4	2	0	0	41	25.3	
vs Saint Joseph's	11/20/16	*	36	5-19	.263	3-8	.375	7-8	.875	0	4	4	3.0	0	4	2	0	1	20	24.0	
vs Creighton	11/21/16	*	33	7-17	.412	3-8	.375	5-6	.833	1	0	1	2.6	1	3	7	0	1	22	23.6	
MONTANA	11/24/16	*	29	5-14	.357	2-7	.286	9-11	.818	1	2	3	2.7	1	1	3	0	0	21	23.2	
MIDDLE TENNESSEE	11/30/16	*	33	2-10	.200	1-5	.200	10-10	1.000	0	2	2	2.6	1	2	5	0	0	15	22.0	
MEMPHIS	12/03/16	*	32	5-15	.333	1-4	.250	8-8	1.000	2	2	4	2.8	3	5	1	0	2	19	21.6	
at Virginia Tech	12/11/16	*	25	2-9	.222	0-5	.000	3-4	.750	0	1	1	2.6	2	2	4	0	0	7	20.0	
MURRAY STATE	12/15/16	*	31	4-10	.400	2-5	.400	14-16	.875	0	3	3	2.6	2	3	5	0	2	24	20.4	
BRADLEY	12/19/16		21	1-7	.143	1-5	.200	2-2	1.000	2	0	2	2.5	0	5	1	0	1	5	19.0	
SOUTH ALABAMA	12/22/16		22	4-11	.364	4-9	.444	9-10	.900	0	0	0	2.3	2	2	2	0	1	21	19.2	
KENTUCKY	12/29/16	*	31	7-15	.467	0-3	.000	5-6	.833	0	2	2	2.3	2	6	3	0	0	19	19.2	
at Florida	1/3/17	*	32	6-12	.500	2-5	.400	4-4	1.000	0	1	1	2.2	2	3	5	0	1	18	19.1	
at Auburn	01/07/17	*	38	3-10	.300	2-6	.333	10-12	.833	1	1	2	2.2	4	8	6	0	3	18	19.0	
GEORGIA	1/11/17	*	13	1-6	.167	0-2	.000	1-1	1.000	1	1	2	2.2	0	0	1	0	0	3	18.0	
at Mizzou	1-21-17		36	4-11	.364	3-6	.500	3-5	.600	1	1	2	2.2	1	3	3	0	1	14	17.8	
TEXAS A&M	1/25/17	*	36	5-14	.357	2-8	.250	4-7	.571	0	2	2	2.2	3	7	3	0	1	16	17.7	
BAYLOR	1/28/17		29	1-10	.100	1-2	.500	1-1	1.000	1	0	1	2.1	3	1	1	1	2	4	16.9	
MISSISSIPPI STATE	1/31/17	*	30	4-11	.364	1-2	.500	7-7	1.000	1	0	1	2.1	0	5	3	1	4	16	16.9	
at Vanderbilt	02/04/17	*	29	4-11	.364	1-6	.167	8-9	.889	0	3	3	2.1	4	3	1	0	0	17	16.9	
at Tennessee	02/08/17	*	31	2-13	.154	1-7	.143	3-3	1.000	0	1	1	2.0	4	2	5	0	2	8	16.5	
AUBURN	02/11/17	*	34	3-11	.273	2-5	.400	10-10	1.000	0	5	5	2.2	1	2	2	0	2	18	16.6	
LSU	2/14/17	*	24	5-9	.556	3-6	.500	2-2	1.000	0	2	2	2.2	2	5	2	0	1	15	16.5	
at Arkansas	02/18/17	*	30	8-11	.727	5-6	.833	6-8	.750	0	2	2	2.2	2	4	1	2	0	27	16.9	
at Mississippi State	02-21-17	*	35	1-13	.077	0-9	.000	8-8	1.000	0	3	3	2.2	3	2	3	0	1	10	16.7	
MIZZOU	2/25/17	*	38	5-11	.455	5-8	.625	13-14	.929	0	3	3	2.2	3	5	3	0	2	28	17.1	
at Alabama	3/1/17	*	23	0-7	.000	0-2	.000	2-2	1.000	1	0	1	2.2	1	0	2	0	1	2	16.5	
vs Missouri	03/09/17		28	6-9	.667	4-5	.800	7-11	.636	0	2	2	2.2	2	2	1	0	0	23	16.8	
Totals			24	876	120-341	.352	61-163	.374	185-209	.885	13	50	63	2.2	56	91	85	6	31	486	16.8

Games played: 29  
Minutes/game: 30.2  
Points/game: 16.8  
FG Pct: 35.2  
3FG Pct: 37.4  
FT Pct: 88.5

Rebounds/game: 2.2  
Assists/game: 3.1  
Turnovers/game: 2.9  
Assist/turnover ratio: 1.1  
Steals/game: 1.1  
Blocks/game: 0.2



**2016-17 Ole Miss Basketball**  
**Ole Miss Individual Game-by-Game (as of Mar 09, 2017)**  
**All games**



**#02 Neal,Cullen**

Opponent	Date	gs	min	Total		3-Pointers		Free throws		Rebounds				pf	a	t/o	blk	stl	pts	avg	
				fg-fga	pct	3fg-fga	pct	ft-fa	pct	off	def	tot	avg								
UT MARTIN	11/11/16	*	29	2-8	.250	1-5	.200	5-6	.833	0	2	2	2.0	3	4	2	0	0	10	10.0	
UMASS	11/14/16	*	34	7-15	.467	4-7	.571	3-6	.500	1	0	1	1.5	4	2	2	0	2	21	15.5	
vs Oral Roberts	11/18/16	*	31	2-6	.333	2-3	.667	2-2	1.000	0	4	4	2.3	1	3	3	0	0	8	13.0	
vs Saint Joseph's	11/20/16	*	34	3-8	.375	3-7	.429	2-2	1.000	0	2	2	2.3	0	4	0	0	1	11	12.5	
vs Creighton	11/21/16	*	28	4-10	.400	2-6	.333	0-0	.000	0	0	0	1.8	4	0	2	0	0	10	12.0	
MONTANA	11/24/16	*	32	6-12	.500	5-8	.625	2-2	1.000	0	2	2	1.8	3	4	3	0	1	19	13.2	
MIDDLE TENNESSEE	11/30/16	*	25	4-9	.444	2-5	.400	3-4	.750	0	3	3	2.0	3	1	3	0	1	13	13.1	
MEMPHIS	12/03/16		24	4-7	.571	2-4	.500	2-2	1.000	0	0	0	1.8	1	3	0	0	1	12	13.0	
at Virginia Tech	12/11/16		23	5-10	.500	2-6	.333	0-0	.000	2	2	4	2.0	3	3	3	0	1	12	12.9	
MURRAY STATE	12/15/16		28	3-10	.300	2-5	.400	0-0	.000	0	1	1	1.9	4	6	0	0	0	8	12.4	
BRADLEY	12/19/16	*	27	3-8	.375	2-6	.333	4-5	.800	0	2	2	1.9	0	5	1	0	1	12	12.4	
SOUTH ALABAMA	12/22/16	*	26	3-5	.600	1-3	.333	4-4	1.000	0	3	3	2.0	1	9	0	0	0	11	12.3	
KENTUCKY	12/29/16	*	17	0-1	.000	0-1	.000	0-0	.000	0	3	3	2.1	3	1	4	0	0	0	11.3	
at Florida	1/3/17	*	23	2-7	.286	0-4	.000	0-0	.000	0	2	2	2.1	0	2	4	0	1	4	10.8	
at Auburn	01/07/17		22	4-7	.571	3-6	.500	2-2	1.000	0	1	1	2.0	1	1	2	0	1	13	10.9	
GEORGIA	1/11/17		20	0-6	.000	0-5	.000	0-0	.000	1	3	4	2.1	2	0	2	0	0	0	10.3	
at South Carolina	1/14/17		28	3-4	.750	3-3	1.000	3-3	1.000	0	0	0	2.0	1	1	4	0	0	12	10.4	
TENNESSEE	01/17/17		26	2-6	.333	1-4	.250	4-6	.667	0	1	1	1.9	3	2	1	0	1	9	10.3	
at Mizzou	1-21-17		18	2-5	.400	2-4	.500	2-2	1.000	0	1	1	1.9	2	0	1	0	0	8	10.2	
TEXAS A&M	1/25/17		21	2-3	.667	2-3	.667	0-0	.000	0	0	0	1.8	1	2	0	0	0	6	10.0	
BAYLOR	1/28/17	*	25	2-5	.400	2-4	.500	7-7	1.000	0	0	0	1.7	2	3	3	0	1	13	10.1	
MISSISSIPPI STATE	1/31/17		12	0-2	.000	0-2	.000	1-2	.500	0	2	2	1.7	0	1	0	0	0	1	9.7	
at Vanderbilt	02/04/17		20	2-4	.500	2-4	.500	1-2	.500	1	1	2	1.7	0	1	0	0	0	7	9.6	
at Tennessee	02/08/17		18	1-6	.167	1-2	.500	0-0	.000	0	0	0	1.7	5	1	0	1	1	3	9.3	
AUBURN	02/11/17		30	5-12	.417	3-7	.429	7-7	1.000	1	2	3	1.7	0	5	3	0	0	20	9.7	
LSU	2/14/17		20	3-7	.429	1-4	.250	3-3	1.000	0	2	2	1.7	1	5	1	0	0	10	9.7	
at Arkansas	02/18/17		19	1-4	.250	0-2	.000	2-2	1.000	1	1	2	1.7	3	4	1	0	1	4	9.5	
at Mississippi State	02-21-17		25	3-7	.429	3-5	.600	0-0	.000	1	2	3	1.8	1	0	2	0	1	9	9.5	
MIZZOU	2/25/17		13	2-6	.333	1-3	.333	0-0	.000	1	1	2	1.8	4	0	1	0	1	5	9.3	
at Alabama	3/1/17		27	2-5	.400	1-3	.333	4-4	1.000	0	2	2	1.8	1	1	1	0	0	9	9.3	
SOUTH CAROLINA	3/4/17		27	3-6	.500	3-5	.600	2-2	1.000	0	0	0	1.7	4	0	3	0	0	11	9.4	
vs Missouri	03/09/17		16	2-4	.500	1-3	.333	4-4	1.000	0	1	1	1.7	1	2	0	0	0	9	9.4	
Totals			12	768	87-215	.405	57-139	.410	69-79	.873	9	46	55	1.7	62	76	52	1	16	300	9.4

Games played: 32  
Minutes/game: 24.0  
Points/game: 9.4  
FG Pct: 40.5  
3FG Pct: 41.0  
FT Pct: 87.3

Rebounds/game: 1.7  
Assists/game: 2.4  
Turnovers/game: 1.6  
Assist/turnover ratio: 1.5  
Steals/game: 0.5  
Blocks/game: 0.0



**2016-17 Ole Miss Basketball**  
**Ole Miss Individual Game-by-Game (as of Mar 09, 2017)**  
**All games**



**#03 Davis, Terence**

Opponent	Date	gs	min	Total		3-Pointers		Free throws		Rebounds				pf	a	t/o	blk	stl	pts	avg
				fg-fga	pct	3fg-fga	pct	ft-fa	pct	off	def	tot	avg							
UT MARTIN	11/11/16		25	9-13	.692	0-2	.000	1-1	1.000	2	4	6	6.0	4	2	3	1	1	19	19.0
UMASS	11/14/16		12	4-8	.500	1-3	.333	4-6	.667	0	2	2	4.0	5	0	1	0	0	13	16.0
vs Oral Roberts	11/18/16		22	5-15	.333	0-4	.000	3-7	.429	2	3	5	4.3	1	4	2	1	3	13	15.0
vs Saint Joseph's	11/20/16		19	1-6	.167	1-3	.333	0-0	.000	0	1	1	3.5	4	2	1	2	2	3	12.0
vs Creighton	11/21/16		18	2-7	.286	0-1	.000	3-3	1.000	2	2	4	3.6	1	1	1	2	2	7	11.0
MONTANA	11/24/16		24	6-9	.667	3-4	.750	3-4	.750	2	3	5	3.8	3	1	2	0	1	18	12.2
MIDDLE TENNESSEE	11/30/16		25	3-7	.429	0-4	.000	2-3	.667	0	6	6	4.1	3	1	3	1	2	8	11.6
MEMPHIS	12/03/16	*	21	1-4	.250	0-1	.000	7-7	1.000	0	3	3	4.0	2	0	4	0	0	9	11.3
at Virginia Tech	12/11/16	*	27	6-13	.462	3-6	.500	3-3	1.000	3	9	12	4.9	3	0	3	1	0	18	12.0
MURRAY STATE	12/15/16	*	32	6-14	.429	2-6	.333	2-5	.400	2	8	10	5.4	4	0	1	1	2	16	12.4
BRADLEY	12/19/16	*	21	8-13	.615	3-6	.500	0-0	.000	1	5	6	5.5	4	1	3	1	1	19	13.0
SOUTH ALABAMA	12/22/16	*	18	4-8	.500	1-3	.333	1-2	.500	2	4	6	5.5	2	2	3	1	1	10	12.8
KENTUCKY	12/29/16	*	20	3-13	.231	1-4	.250	0-0	.000	3	2	5	5.5	4	1	0	1	0	7	12.3
at Florida	1/3/17		22	2-5	.400	0-2	.000	1-2	.500	0	2	2	5.2	2	0	1	0	1	5	11.8
at Auburn	01/07/17	*	19	6-10	.600	3-6	.500	1-2	.500	0	2	2	5.0	4	2	3	0	3	16	12.1
GEORGIA	1/11/17	*	24	4-9	.444	0-2	.000	4-5	.800	0	5	5	5.0	4	1	3	0	2	12	12.1
at South Carolina	1/14/17	*	28	3-12	.250	0-2	.000	0-0	.000	1	5	6	5.1	4	0	6	1	2	6	11.7
TENNESSEE	01/17/17	*	34	8-15	.533	0-4	.000	4-7	.571	0	11	11	5.4	3	4	4	0	1	20	12.2
at Mizzou	1-21-17	*	39	7-16	.438	2-7	.286	2-4	.500	2	9	11	5.7	3	4	1	0	1	18	12.5
TEXAS A&M	1/25/17	*	27	7-11	.636	5-8	.625	0-0	.000	0	2	2	5.5	4	1	2	0	1	19	12.8
BAYLOR	1/28/17	*	17	3-6	.500	1-3	.333	2-2	1.000	1	2	3	5.4	5	2	0	2	1	9	12.6
MISSISSIPPI STATE	1/31/17	*	28	7-13	.538	1-6	.167	3-3	1.000	1	4	5	5.4	3	4	0	1	1	18	12.9
at Vanderbilt	02/04/17	*	25	4-11	.364	1-3	.333	8-9	.889	2	5	7	5.4	4	1	1	0	1	17	13.0
at Tennessee	02/08/17	*	20	5-14	.357	2-5	.400	2-2	1.000	5	2	7	5.5	5	1	2	0	2	14	13.1
AUBURN	02/11/17		24	11-13	.846	0-2	.000	4-5	.800	2	4	6	5.5	3	2	1	0	1	26	13.6
LSU	2/14/17	*	27	13-21	.619	3-7	.429	4-4	1.000	1	5	6	5.5	3	4	2	0	3	33	14.3
at Arkansas	02/18/17	*	34	9-19	.474	2-6	.333	4-6	.667	1	3	4	5.5	2	2	0	0	2	24	14.7
at Mississippi State	02-21-17	*	38	4-16	.250	1-6	.167	3-5	.600	4	6	10	5.6	4	4	1	1	2	12	14.6
MIZZOU	2/25/17	*	20	3-9	.333	0-1	.000	4-4	1.000	1	0	1	5.5	3	0	4	0	1	10	14.4
at Alabama	3/1/17	*	24	4-10	.400	0-1	.000	4-6	.667	1	2	3	5.4	2	1	1	0	2	12	14.4
SOUTH CAROLINA	3/4/17	*	20	1-5	.200	1-3	.333	0-0	.000	0	2	2	5.3	5	2	2	0	0	3	14.0
vs Missouri	03/09/17	*	30	7-12	.583	1-3	.333	4-5	.800	0	3	3	5.2	2	2	2	0	1	19	14.2
Totals		23	784	166-357	.465	38-124	.306	83-112	.741	41	126	167	5.2	105	52	63	17	43	453	14.2

Games played: 32  
Minutes/game: 24.5  
Points/game: 14.2  
FG Pct: 46.5  
3FG Pct: 30.6  
FT Pct: 74.1

Rebounds/game: 5.2  
Assists/game: 1.6  
Turnovers/game: 2.0  
Assist/turnover ratio: 0.8  
Steals/game: 1.3  
Blocks/game: 0.5



**2016-17 Ole Miss Basketball**  
**Ole Miss Individual Game-by-Game (as of Mar 09, 2017)**  
**All games**



**#04 Tyree,Breein**

Opponent	Date	gs	min	Total		3-Pointers		Free throws		Rebounds				pf	a	t/o	blk	stl	pts	avg		
				fg-fga	pct	3fg-fga	pct	ft-fa	pct	off	def	tot	avg									
UMASS	11/14/16		5	0-0	.000	0-0	.000	0-0	.000	0	2	2	2.0	1	0	0	0	0	0	0.0		
vs Saint Joseph's	11/20/16		3	0-1	.000	0-1	.000	0-0	.000	0	0	0	1.0	1	1	0	0	0	0	0.0		
vs Creighton	11/21/16		4	0-2	.000	0-1	.000	0-0	.000	0	0	0	0.7	1	1	0	0	0	0	0.0		
MONTANA	11/24/16		8	0-1	.000	0-1	.000	0-0	.000	0	0	0	0.5	1	3	1	0	0	0	0.0		
MIDDLE TENNESSEE	11/30/16		16	4-6	.667	2-3	.667	1-2	.500	0	2	2	0.8	2	0	2	0	1	11	2.2		
MEMPHIS	12/03/16	*	16	2-4	.500	2-2	1.000	0-0	.000	0	0	0	0.7	3	2	2	0	0	6	2.8		
at Virginia Tech	12/11/16	*	17	0-4	.000	0-2	.000	0-0	.000	0	0	0	0.6	2	3	0	0	0	0	2.4		
MURRAY STATE	12/15/16	*	12	1-2	.500	0-0	.000	0-0	.000	0	0	0	0.5	2	0	0	0	1	2	2.4		
BRADLEY	12/19/16		13	0-2	.000	0-2	.000	2-2	1.000	0	1	1	0.6	2	3	5	0	0	2	2.3		
SOUTH ALABAMA	12/22/16		14	0-0	.000	0-0	.000	0-0	.000	0	2	2	0.7	1	4	1	0	1	0	2.1		
KENTUCKY	12/29/16		20	2-3	.667	0-1	.000	0-0	.000	0	4	4	1.0	3	3	1	0	0	4	2.3		
at Florida	1/3/17		11	2-3	.667	1-2	.500	2-4	.500	0	0	0	0.9	0	0	2	0	1	7	2.7		
at Auburn	01/07/17		5	1-4	.250	0-1	.000	0-0	.000	0	0	0	0.8	0	0	0	0	0	2	2.6		
GEORGIA	1/11/17		16	3-8	.375	1-5	.200	2-6	.333	1	2	3	1.0	2	1	2	0	0	9	3.1		
at South Carolina	1/14/17	*	23	2-9	.222	0-2	.000	3-4	.750	2	0	2	1.1	2	3	1	0	1	7	3.3		
TENNESSEE	01/17/17	*	30	4-11	.364	0-1	.000	7-8	.875	0	1	1	1.1	3	6	3	0	1	15	4.1		
at Mizzou	1-21-17	*	23	2-6	.333	2-2	1.000	0-0	.000	1	1	2	1.1	1	1	1	0	0	6	4.2		
TEXAS A&M	1/25/17	*	18	1-4	.250	1-3	.333	0-0	.000	0	2	2	1.2	2	3	1	0	0	3	4.1		
BAYLOR	1/28/17	*	29	6-9	.667	2-3	.667	6-6	1.000	1	3	4	1.3	1	2	1	0	1	20	4.9		
MISSISSIPPI STATE	1/31/17	*	24	3-9	.333	0-3	.000	1-3	.333	1	2	3	1.4	1	4	1	0	1	7	5.1		
at Vanderbilt	02/04/17	*	25	4-9	.444	1-3	.333	2-2	1.000	0	2	2	1.4	0	1	1	0	2	11	5.3		
at Tennessee	02/08/17	*	23	4-11	.364	1-2	.500	3-4	.750	1	3	4	1.5	2	2	4	0	0	12	5.6		
AUBURN	02/11/17	*	14	0-5	.000	0-2	.000	2-4	.500	0	2	2	1.6	2	2	2	0	1	2	5.5		
LSU	2/14/17	*	20	2-6	.333	1-3	.333	0-0	.000	0	3	3	1.6	1	3	0	0	0	5	5.5		
at Arkansas	02/18/17	*	16	1-6	.167	1-4	.250	2-2	1.000	0	3	3	1.7	2	0	3	0	0	5	5.4		
at Mississippi State	02-21-17	*	36	9-15	.600	1-2	.500	5-6	.833	0	3	3	1.7	2	3	7	0	1	24	6.2		
MIZZOU	2/25/17	*	31	4-10	.400	1-3	.333	6-6	1.000	0	3	3	1.8	3	1	2	0	1	15	6.5		
at Alabama	3/1/17	*	27	6-11	.545	1-4	.250	1-2	.500	0	2	2	1.8	2	1	6	0	1	14	6.8		
SOUTH CAROLINA	3/4/17	*	36	7-17	.412	2-5	.400	3-4	.750	0	4	4	1.9	1	3	8	0	1	19	7.2		
vs Missouri	03/09/17	*	25	4-11	.364	2-5	.400	1-5	.200	1	1	2	1.9	0	1	3	0	2	11	7.3		
Totals			19	560		74-189	.392	22-68	.324	49-70	.700	8	48	56	1.9	46	57	60	0	17	219	7.3

Games played: 30  
Minutes/game: 18.7  
Points/game: 7.3  
FG Pct: 39.2  
3FG Pct: 32.4  
FT Pct: 70.0

Rebounds/game: 1.9  
Assists/game: 1.9  
Turnovers/game: 2.0  
Assist/turnover ratio: 1.0  
Steals/game: 0.6





**2016-17 Ole Miss Basketball**  
**Ole Miss Individual Game-by-Game (as of Mar 09, 2017)**  
**All games**



**#05 Hymon, Marcanvis**

Opponent	Date	gs	min	Total		3-Pointers		Free throws		Rebounds				pf	a	t/o	blk	stl	pts	avg
				fg-fga	pct	3fg-fga	pct	ft-fa	pct	off	def	tot	avg							
UT MARTIN	11/11/16		29	3-4	.750	0-0	.000	0-5	.000	3	5	8	8.0	4	1	4	4	0	6	6.0
UMASS	11/14/16		9	1-1	1.000	0-0	.000	0-0	.000	1	1	2	5.0	4	0	2	0	0	2	4.0
vs Oral Roberts	11/18/16		33	3-5	.600	0-0	.000	2-4	.500	6	5	11	7.0	3	1	3	2	4	8	5.3
vs Saint Joseph's	11/20/16	*	20	1-1	1.000	0-0	.000	0-1	.000	0	2	2	5.8	3	0	0	1	1	2	4.5
vs Creighton	11/21/16	*	12	2-3	.667	0-0	.000	1-3	.333	0	0	0	4.6	2	0	1	0	1	5	4.6
MONTANA	11/24/16		22	2-4	.500	0-0	.000	1-3	.333	1	3	4	4.5	1	0	2	0	1	5	4.7
MIDDLE TENNESSEE	11/30/16		19	1-1	1.000	0-0	.000	1-2	.500	2	4	6	4.7	1	2	0	2	0	3	4.4
MEMPHIS	12/03/16	*	22	2-2	1.000	0-0	.000	2-2	1.000	1	3	4	4.6	5	2	1	4	0	6	4.6
at Virginia Tech	12/11/16	*	22	1-3	.333	0-0	.000	0-0	.000	2	3	5	4.7	4	1	1	1	0	2	4.3
MURRAY STATE	12/15/16	*	17	0-2	.000	0-0	.000	2-6	.333	1	1	2	4.4	3	0	0	1	0	2	4.1
BRADLEY	12/19/16	*	24	1-3	.333	0-0	.000	0-0	.000	2	3	5	4.5	1	1	1	3	2	2	3.9
SOUTH ALABAMA	12/22/16	*	23	1-2	.500	0-0	.000	4-4	1.000	1	1	2	4.3	0	0	0	2	0	6	4.1
KENTUCKY	12/29/16	*	12	0-1	.000	0-0	.000	0-0	.000	1	3	4	4.2	4	0	1	2	0	0	3.8
at Florida	1/3/17	*	19	2-2	1.000	0-0	.000	0-0	.000	1	4	5	4.3	5	1	4	1	1	4	3.8
at Auburn	01/07/17	*	17	2-3	.667	0-0	.000	0-0	.000	0	3	3	4.2	4	0	1	0	0	4	3.8
GEORGIA	1/11/17	*	23	0-2	.000	0-0	.000	2-5	.400	1	4	5	4.3	3	0	1	0	1	2	3.7
at South Carolina	1/14/17	*	17	0-4	.000	0-0	.000	0-0	.000	2	0	2	4.1	4	0	2	0	1	0	3.5
TENNESSEE	01/17/17		26	2-2	1.000	0-0	.000	0-6	.000	3	5	8	4.3	4	1	0	3	0	4	3.5
at Mizzou	1-21-17	*	23	1-2	.500	0-0	.000	1-2	.500	0	6	6	4.4	3	0	1	0	1	3	3.5
TEXAS A&M	1/25/17		19	2-3	.667	0-0	.000	0-0	.000	1	2	3	4.4	2	0	2	0	1	4	3.5
BAYLOR	1/28/17	*	31	0-2	.000	0-0	.000	0-0	.000	0	2	2	4.2	4	1	1	2	2	0	3.3
MISSISSIPPI STATE	1/31/17	*	24	2-5	.400	0-0	.000	2-2	1.000	3	2	5	4.3	2	0	0	1	1	6	3.5
at Vanderbilt	02/04/17	*	12	2-5	.400	0-0	.000	0-0	.000	1	2	3	4.2	3	0	0	0	0	4	3.5
at Tennessee	02/08/17	*	33	4-5	.800	0-0	.000	0-0	.000	4	8	12	4.5	4	2	2	0	0	8	3.7
AUBURN	02/11/17	*	22	3-3	1.000	0-0	.000	0-0	.000	0	6	6	4.6	3	1	0	0	1	6	3.8
LSU	2/14/17	*	24	2-3	.667	0-0	.000	1-2	.500	1	1	2	4.5	1	0	1	1	0	5	3.8
at Arkansas	02/18/17	*	32	2-4	.500	0-0	.000	0-0	.000	3	4	7	4.6	5	0	1	2	2	4	3.8
at Mississippi State	02-21-17	*	32	1-3	.333	0-0	.000	2-2	1.000	1	8	9	4.8	2	1	2	1	0	4	3.8
MIZZOU	2/25/17	*	31	0-2	.000	0-0	.000	0-0	.000	2	6	8	4.9	2	0	2	2	0	0	3.7
at Alabama	3/1/17	*	19	1-3	.333	0-0	.000	1-2	.500	3	4	7	4.9	5	0	0	0	0	3	3.7
SOUTH CAROLINA	3/4/17	*	11	0-1	.000	0-0	.000	1-2	.500	2	1	3	4.9	1	0	2	0	1	1	3.6
vs Missouri	03/09/17		18	0-2	.000	0-0	.000	0-2	.000	3	6	9	5.0	2	0	0	1	0	0	3.5
Totals		24	697	44-88	.500	0-0	.000	23-55	.418	52	108	160	5.0	94	15	38	36	21	111	3.5

Games played: 32  
Minutes/game: 21.8  
Points/game: 3.5  
FG Pct: 50.0  
FT Pct: 41.8

Rebounds/game: 5.0  
Assists/game: 0.5  
Turnovers/game: 1.2  
Assist/turnover ratio: 0.4  
Steals/game: 0.7  
Blocks/game: 1.1



**2016-17 Ole Miss Basketball**  
**Ole Miss Individual Game-by-Game (as of Mar 09, 2017)**  
**All games**



**#11 Saiz, Sebastian**

Opponent	Date	gs	min	Total		3-Pointers		Free throws		Rebounds				pf	a	t/o	blk	stl	pts	avg
				fg-fga	pct	3fg-fga	pct	ft-fa	pct	off	def	tot	avg							
UT MARTIN	11/11/16	*	17	2-3	.667	1-1	1.000	0-0	.000	1	2	3	3.0	5	0	2	0	1	5	5.0
UMASS	11/14/16	*	37	4-9	.444	0-1	.000	14-18	.778	8	11	19	11.0	3	1	2	2	1	22	13.5
vs Oral Roberts	11/18/16	*	39	5-9	.556	0-1	.000	1-2	.500	2	4	6	9.3	4	0	2	0	0	11	12.7
vs Saint Joseph's	11/20/16	*	33	9-13	.692	2-2	1.000	6-8	.750	3	9	12	10.0	4	0	4	0	1	26	16.0
vs Creighton	11/21/16	*	35	1-4	.250	0-0	.000	2-2	1.000	4	10	14	10.8	3	3	1	2	1	4	13.6
MONTANA	11/24/16	*	33	6-10	.600	1-3	.333	4-7	.571	2	11	13	11.2	2	0	1	1	1	17	14.2
MIDDLE TENNESSEE	11/30/16	*	34	3-5	.600	1-2	.500	1-4	.250	2	7	9	10.9	2	1	1	1	0	8	13.3
MEMPHIS	12/03/16	*	38	7-15	.467	0-2	.000	6-8	.750	5	11	16	11.5	4	0	1	3	2	20	14.1
at Virginia Tech	12/11/16	*	38	9-13	.692	0-0	.000	3-4	.750	3	6	9	11.2	3	0	1	2	0	21	14.9
MURRAY STATE	12/15/16	*	34	4-12	.333	0-2	.000	7-9	.778	4	11	15	11.6	3	2	1	0	1	15	14.9
BRADLEY	12/19/16	*	26	4-8	.500	0-1	.000	2-2	1.000	1	12	13	11.7	1	0	1	6	4	10	14.5
SOUTH ALABAMA	12/22/16	*	26	8-14	.571	1-3	.333	6-8	.750	3	13	16	12.1	4	2	4	1	1	23	15.2
KENTUCKY	12/29/16	*	36	7-17	.412	3-7	.429	6-6	1.000	3	10	13	12.2	4	2	6	0	0	23	15.8
at Florida	1/3/17	*	39	7-12	.583	1-3	.333	0-0	.000	2	11	13	12.2	2	1	1	2	1	15	15.7
at Auburn	01/07/17	*	38	3-6	.500	1-2	.500	7-7	1.000	4	6	10	12.1	5	1	3	0	0	14	15.6
GEORGIA	1/11/17	*	34	3-9	.333	0-1	.000	5-8	.625	1	2	3	11.5	4	0	2	1	1	11	15.3
at South Carolina	1/14/17	*	34	3-10	.300	0-3	.000	5-9	.556	4	11	15	11.7	4	0	2	2	2	11	15.1
TENNESSEE	01/17/17	*	33	6-11	.545	0-3	.000	5-8	.625	1	9	10	11.6	5	0	4	1	0	17	15.2
at Mizzou	1-21-17	*	36	6-12	.500	1-3	.333	6-7	.857	2	8	10	11.5	4	2	4	0	1	19	15.4
TEXAS A&M	1/25/17	*	39	7-13	.538	0-1	.000	5-8	.625	2	5	7	11.3	2	1	2	1	1	19	15.6
BAYLOR	1/28/17	*	32	7-17	.412	1-3	.333	5-5	1.000	4	6	10	11.2	4	2	1	0	1	20	15.8
MISSISSIPPI STATE	1/31/17	*	29	7-15	.467	1-4	.250	2-2	1.000	4	7	11	11.2	3	0	2	1	2	17	15.8
at Vanderbilt	02/04/17	*	35	3-7	.429	1-1	1.000	3-7	.429	3	13	16	11.4	1	1	3	0	0	10	15.6
at Tennessee	02/08/17	*	31	4-11	.364	0-2	.000	5-7	.714	7	8	15	11.6	4	1	3	1	0	13	15.5
AUBURN	02/11/17	*	36	4-11	.364	0-1	.000	2-3	.667	6	2	8	11.4	4	3	1	1	3	10	15.2
LSU	2/14/17	*	29	4-9	.444	1-2	.500	6-7	.857	1	5	6	11.2	4	4	4	1	2	15	15.2
at Arkansas	02/18/17	*	24	2-13	.154	0-3	.000	4-6	.667	2	3	5	11.0	3	0	1	0	1	8	15.0
at Mississippi State	02-21-17	*	36	6-11	.545	0-1	.000	11-11	1.000	4	6	10	11.0	4	0	5	1	2	23	15.3
MIZZOU	2/25/17	*	25	4-6	.667	2-2	1.000	0-0	.000	3	4	7	10.8	3	1	3	0	0	10	15.1
at Alabama	3/1/17	*	37	4-12	.333	2-4	.500	0-1	.000	3	6	9	10.8	3	1	2	1	1	10	14.9
SOUTH CAROLINA	3/4/17	*	38	9-14	.643	0-0	.000	3-7	.429	5	10	15	10.9	2	0	1	3	0	21	15.1
vs Missouri	03/09/17	*	35	1-6	.167	0-1	.000	12-16	.750	8	8	16	11.1	2	2	1	0	0	14	15.1
Totals			32	1066	159-337	.472	20-65	.308	144-197	.731	107	247	354	11.1	105	31	72	34	482	15.1

Games played: 32  
Minutes/game: 33.3  
Points/game: 15.1  
FG Pct: 47.2  
3FG Pct: 30.8  
FT Pct: 73.1

Rebounds/game: 11.1  
Assists/game: 1.0  
Turnovers/game: 2.3  
Assist/turnover ratio: 0.4  
Steals/game: 1.0  
Blocks/game: 1.1



**2016-17 Ole Miss Basketball**  
**Ole Miss Individual Game-by-Game (as of Mar 09, 2017)**  
**All games**



**#12 Silins, Karlis**

Opponent	Date	gs	min	Total		3-Pointers		Free throws		Rebounds				pf	a	t/o	blk	stl	pts	avg
				fg-fga	pct	3fg-fga	pct	ft-fa	pct	off	def	tot	avg							
UT MARTIN	11/11/16		3	0-0	.000	0-0	.000	2-2	1.000	0	0	0	0.0	1	0	0	0	0	2	2.0
UMASS	11/14/16		8	0-0	.000	0-0	.000	0-2	.000	1	0	1	0.5	1	0	0	0	0	0	1.0
vs Oral Roberts	11/18/16		6	0-0	.000	0-0	.000	0-0	.000	1	1	2	1.0	1	0	0	0	0	0	0.7
vs Saint Joseph's	11/20/16		2	0-0	.000	0-0	.000	0-0	.000	0	0	0	0.8	0	0	0	0	0	0	0.5
vs Creighton	11/21/16		5	0-1	.000	0-0	.000	0-0	.000	1	1	2	1.0	1	0	0	0	1	0	0.4
MONTANA	11/24/16		7	1-2	.500	0-0	.000	0-0	.000	0	0	0	0.8	3	0	1	1	0	2	0.7
MIDDLE TENNESSEE	11/30/16		4	0-0	.000	0-0	.000	0-0	.000	0	0	0	0.7	0	0	0	0	0	0	0.6
MEMPHIS	12/03/16		4	0-0	.000	0-0	.000	0-0	.000	0	0	0	0.6	1	0	1	0	0	0	0.5
Totals		0	39	1-3	.333	0-0	.000	2-4	.500	3	2	5	0.6	8	0	2	1	1	4	0.5

Games played: 8  
Minutes/game: 4.9  
Points/game: 0.5  
FG Pct: 33.3  
FT Pct: 50.0

Rebounds/game: 0.6  
Turnovers/game: 0.3  
Steals/game: 0.1  
Blocks/game: 0.1

**#14 Brooks, Rasheed**

Opponent	Date	gs	min	Total		3-Pointers		Free throws		Rebounds				pf	a	t/o	blk	stl	pts	avg
				fg-fga	pct	3fg-fga	pct	ft-fa	pct	off	def	tot	avg							
UT MARTIN	11/11/16	*	30	4-9	.444	2-4	.500	2-2	1.000	0	2	2	2.0	0	3	6	1	2	12	12.0
UMASS	11/14/16	*	30	5-10	.500	0-3	.000	1-2	.500	2	5	7	4.5	3	1	4	0	0	11	11.5
vs Oral Roberts	11/18/16	*	26	4-13	.308	1-6	.167	2-2	1.000	0	1	1	3.3	1	4	2	0	2	11	11.3
vs Saint Joseph's	11/20/16	*	21	4-9	.444	3-5	.600	0-0	.000	2	3	5	3.8	4	3	3	0	0	11	11.3
vs Creighton	11/21/16	*	35	9-14	.643	4-9	.444	0-0	.000	0	2	2	3.4	2	1	0	0	2	22	13.4
MONTANA	11/24/16	*	19	0-6	.000	0-2	.000	0-0	.000	0	0	0	2.8	0	4	0	1	0	0	11.2
MIDDLE TENNESSEE	11/30/16	*	11	1-2	.500	1-1	1.000	0-0	.000	1	0	1	2.6	0	1	2	0	0	3	10.0
MEMPHIS	12/03/16		23	3-8	.375	2-4	.500	0-0	.000	2	2	4	2.8	1	3	1	0	1	8	9.8
at Virginia Tech	12/11/16		25	3-10	.300	3-7	.429	0-0	.000	0	4	4	2.9	2	2	1	0	0	9	9.7
MURRAY STATE	12/15/16		18	1-5	.200	0-3	.000	0-0	.000	0	4	4	3.0	1	1	1	0	0	2	8.9
BRADLEY	12/19/16		21	3-7	.429	3-7	.429	0-0	.000	0	5	5	3.2	1	1	3	1	2	9	8.9
SOUTH ALABAMA	12/22/16		24	2-6	.333	0-2	.000	2-2	1.000	1	6	7	3.5	0	3	0	1	3	6	8.7
KENTUCKY	12/29/16		27	4-16	.250	2-6	.333	5-5	1.000	2	1	3	3.5	0	0	0	0	3	15	9.2
at Florida	1/3/17		23	1-2	.500	1-2	.500	0-0	.000	0	0	0	3.2	1	0	3	0	1	3	8.7
at Auburn	01/07/17		25	4-6	.667	2-3	.667	0-0	.000	0	1	1	3.1	4	1	0	0	0	10	8.8
GEORGIA	1/11/17		23	1-6	.167	0-3	.000	0-0	.000	1	1	2	3.0	0	1	1	0	0	2	8.4
at South Carolina	1/14/17		30	3-8	.375	2-6	.333	0-0	.000	0	0	0	2.8	4	2	2	0	1	8	8.4
TENNESSEE	01/17/17	*	15	0-3	.000	0-2	.000	0-0	.000	2	1	3	2.8	2	1	2	0	0	0	7.9
BAYLOR	1/28/17		14	1-3	.333	0-2	.000	0-0	.000	0	0	0	2.7	0	3	1	0	0	2	7.6
MISSISSIPPI STATE	1/31/17		23	4-7	.571	3-5	.600	4-4	1.000	0	2	2	2.7	1	0	0	0	0	15	8.0
at Vanderbilt	02/04/17		24	1-4	.250	1-2	.500	1-2	.500	2	3	5	2.8	1	2	1	0	0	4	7.8
at Tennessee	02/08/17		26	2-3	.667	2-3	.667	0-0	.000	1	2	3	2.8	1	0	1	0	0	6	7.7
AUBURN	02/11/17	*	12	0-2	.000	0-1	.000	0-0	.000	0	1	1	2.7	0	2	0	0	1	0	7.3
LSU	2/14/17		29	3-5	.600	3-5	.600	0-0	.000	0	3	3	2.7	1	0	1	0	7	9	7.4
at Arkansas	02/18/17		21	1-7	.143	0-5	.000	0-0	.000	1	3	4	2.8	0	0	1	0	0	2	7.2
MIZZOU	2/25/17		19	2-3	.667	2-3	.667	2-2	1.000	0	2	2	2.7	1	1	2	0	0	8	7.2
at Alabama	3/1/17		18	0-6	.000	0-5	.000	0-0	.000	0	1	1	2.7	3	1	1	0	0	0	7.0
SOUTH CAROLINA	3/4/17	*	36	3-5	.600	2-3	.667	0-0	.000	1	3	4	2.7	4	2	1	0	0	8	7.0
vs Missouri	03/09/17	*	22	1-5	.200	1-3	.333	0-0	.000	0	1	1	2.7	3	0	0	0	0	3	6.9
Totals		11	670	70-190	.368	40-112	.357	19-21	.905	18	59	77	2.7	41	43	40	4	25	199	6.9

Games played: 29  
Minutes/game: 23.1  
Points/game: 6.9  
FG Pct: 36.8  
3FG Pct: 35.7  
FT Pct: 90.5

Rebounds/game: 2.7  
Assists/game: 1.5  
Turnovers/game: 1.4  
Assist/turnover ratio: 1.1  
Steals/game: 0.9  
Blocks/game: 0.1



**2016-17 Ole Miss Basketball**  
**Ole Miss Individual Game-by-Game (as of Mar 09, 2017)**  
**All games**



**#24 Below,Lane**

Opponent	Date	gs	min	Total		3-Pointers		Free throws		Rebounds				pf	a	t/o	blk	stl	pts	avg
				fg-fga	pct	3fg-fga	pct	ft-fa	pct	off	def	tot	avg							
SOUTH ALABAMA	12/22/16		3	1-2	.500	0-0	.000	0-0	.000	0	0	0	0.0	1	0	0	0	0	2	2.0
GEORGIA	1/11/17		2	0-0	.000	0-0	.000	0-0	.000	0	0	0	0.0	0	0	0	0	0	0	1.0
MISSISSIPPI STATE	1/31/17		1	0-0	.000	0-0	.000	0-0	.000	0	0	0	0.0	0	0	0	0	0	0	0.7
Totals		0	6	1-2	.500	0-0	.000	0-0	.000	0	0	0	0.0	1	0	0	0	0	2	0.7

Games played: 3  
Minutes/game: 2.0  
Points/game: 0.7  
FG Pct: 50.0

**#32 Morris,Nate**

Opponent	Date	gs	min	Total		3-Pointers		Free throws		Rebounds				pf	a	t/o	blk	stl	pts	avg
				fg-fga	pct	3fg-fga	pct	ft-fa	pct	off	def	tot	avg							
at Virginia Tech	12/11/16		2	0-0	.000	0-0	.000	0-0	.000	0	0	0	0.0	0	0	1	0	0	0	0.0
MURRAY STATE	12/15/16		5	0-1	.000	0-0	.000	0-0	.000	0	1	1	0.5	3	0	1	1	0	0	0.0
BRADLEY	12/19/16		8	0-2	.000	0-0	.000	0-0	.000	1	1	2	1.0	0	0	0	1	0	0	0.0
SOUTH ALABAMA	12/22/16		10	0-2	.000	0-0	.000	0-0	.000	0	2	2	1.3	4	0	1	0	0	0	0.0
KENTUCKY	12/29/16		4	0-0	.000	0-0	.000	0-0	.000	0	0	0	1.0	0	0	0	0	0	0	0.0
at Florida	1/3/17		1	0-0	.000	0-0	.000	0-0	.000	0	0	0	0.8	0	0	0	0	0	0	0.0
GEORGIA	1/11/17		6	0-0	.000	0-0	.000	0-0	.000	1	1	2	1.0	1	0	0	1	0	0	0.0
Totals		0	36	0-5	.000	0-0	.000	0-0	.000	2	5	7	1.0	8	0	3	3	0	0	0.0

Games played: 7  
Minutes/game: 5.1  
FG Pct: 0.0

Rebounds/game: 1.0  
Turnovers/game: 0.4  
Blocks/game: 0.4





**2016-17 Ole Miss Basketball**  
**Ole Miss Individual Game-by-Game (as of Mar 09, 2017)**  
**All games**



**#50 Furmanavicius, Justas**

Opponent	Date	gs	min	Total		3-Pointers		Free throws		Rebounds				pf	a	t/o	blk	stl	pts	avg	
				fg-fga	pct	3fg-fga	pct	ft-fa	pct	off	def	tot	avg								
UT MARTIN	11/11/16	*	31	2-8	.250	0-1	.000	3-9	.333	7	6	13	13.0	2	3	1	2	4	7	7.0	
UMASS	11/14/16	*	27	1-5	.200	0-0	.000	1-2	.500	2	3	5	9.0	3	0	1	2	0	3	5.0	
vs Oral Roberts	11/18/16	*	12	0-1	.000	0-0	.000	1-2	.500	2	0	2	6.7	3	0	1	0	0	1	3.7	
vs Saint Joseph's	11/20/16		25	3-5	.600	0-1	.000	0-0	.000	5	5	10	7.5	3	2	1	1	0	6	4.3	
vs Creighton	11/21/16		28	3-4	.750	0-1	.000	1-3	.333	3	3	6	7.2	1	1	0	1	1	7	4.8	
MONTANA	11/24/16	*	17	1-3	.333	0-1	.000	0-1	.000	3	5	8	7.3	1	0	1	4	0	2	4.3	
MIDDLE TENNESSEE	11/30/16	*	23	0-3	.000	0-0	.000	1-2	.500	3	1	4	6.9	3	0	0	3	0	1	3.9	
MEMPHIS	12/03/16		16	1-3	.333	0-0	.000	3-6	.500	1	1	2	6.3	3	2	0	0	0	5	4.0	
at Virginia Tech	12/11/16		18	3-5	.600	0-1	.000	0-0	.000	2	1	3	5.9	3	0	2	0	0	6	4.2	
MURRAY STATE	12/15/16		23	3-6	.500	1-2	.500	2-2	1.000	4	1	5	5.8	5	2	2	2	0	9	4.7	
BRADLEY	12/19/16		22	2-2	1.000	0-0	.000	0-1	.000	1	1	2	5.5	2	2	1	1	1	4	4.6	
SOUTH ALABAMA	12/22/16		21	6-7	.857	1-1	1.000	0-1	.000	3	2	5	5.4	4	1	0	3	0	13	5.3	
KENTUCKY	12/29/16		28	4-5	.800	0-0	.000	0-0	.000	3	3	6	5.5	3	0	0	3	0	8	5.5	
at Florida	1/3/17	*	27	2-4	.500	0-1	.000	3-3	1.000	2	3	5	5.4	5	1	1	0	3	7	5.6	
at Auburn	01/07/17	*	36	3-7	.429	1-3	.333	4-5	.800	1	4	5	5.4	4	2	2	1	1	11	6.0	
GEORGIA	1/11/17	*	30	2-5	.400	1-1	1.000	1-5	.200	0	3	3	5.3	3	1	0	1	0	6	6.0	
at South Carolina	1/14/17	*	30	2-5	.400	0-1	.000	4-5	.800	1	4	5	5.2	4	2	3	0	2	8	6.1	
TENNESSEE	01/17/17	*	33	4-6	.667	0-0	.000	7-7	1.000	2	7	9	5.4	3	0	3	2	0	15	6.6	
at Mizzou	1-21-17	*	25	2-4	.500	0-2	.000	3-3	1.000	1	1	2	5.3	2	1	1	2	0	7	6.6	
TEXAS A&M	1/25/17	*	32	2-5	.400	1-2	.500	2-2	1.000	2	1	3	5.2	3	1	3	1	1	7	6.7	
BAYLOR	1/28/17		23	3-4	.750	0-0	.000	1-2	.500	1	3	4	5.1	1	0	0	1	1	7	6.7	
MISSISSIPPI STATE	1/31/17		27	2-4	.500	0-1	.000	2-2	1.000	4	6	10	5.3	3	1	1	0	2	6	6.6	
at Vanderbilt	02/04/17		30	4-7	.571	2-3	.667	1-2	.500	1	1	2	5.2	3	1	1	0	1	11	6.8	
at Tennessee	02/08/17		18	1-4	.250	0-1	.000	0-0	.000	0	0	0	5.0	3	0	1	0	0	2	6.6	
AUBURN	02/11/17		23	1-4	.250	0-1	.000	2-2	1.000	0	4	4	4.9	3	1	1	0	2	4	6.5	
LSU	2/14/17		27	1-1	1.000	0-0	.000	2-2	1.000	0	2	2	4.8	2	0	0	0	1	4	6.4	
at Arkansas	02/18/17		23	2-5	.400	0-1	.000	2-3	.667	4	3	7	4.9	4	2	1	0	0	6	6.4	
at Mississippi State	02-21-17		21	0-0	.000	0-0	.000	5-12	.417	1	3	4	4.9	4	0	1	3	1	5	6.4	
MIZZOU	2/25/17		23	1-2	.500	0-1	.000	2-3	.667	3	3	6	4.9	2	2	0	1	0	4	6.3	
at Alabama	3/1/17		25	2-7	.286	0-2	.000	1-2	.500	0	3	3	4.8	3	0	1	0	1	5	6.2	
SOUTH CAROLINA	3/4/17		32	1-4	.250	0-1	.000	10-15	.667	1	9	10	5.0	3	4	0	1	1	12	6.4	
vs Missouri	03/09/17	*	26	2-6	.333	0-1	.000	3-4	.750	2	4	6	5.0	2	2	0	0	1	7	6.4	
Totals			13	802	66-141	.468	7-30	.233	67-108	.620	65	96	161	5.0	93	34	30	35	24	206	6.4

Games played: 32  
Minutes/game: 25.1  
Points/game: 6.4  
FG Pct: 46.8  
3FG Pct: 23.3  
FT Pct: 62.0

Rebounds/game: 5.0  
Assists/game: 1.1  
Turnovers/game: 0.9  
Assist/turnover ratio: 1.1  
Steals/game: 0.8  
Blocks/game: 1.1



**2016-17 Ole Miss Basketball**  
**Ole Miss Individual Game-by-Game (as of Mar 09, 2017)**  
**All games**



**#TM TEAM**

Opponent	Date	gs	min	Total		3-Pointers		Free throws		Rebounds				pf	a	t/o	blk	stl	pts	avg
				fg-fga	pct	3fg-fga	pct	ft-fa	pct	off	def	tot	avg							
UT MARTIN	11/11/16		0	0-0	.000	0-0	.000	0-0	.000	1	5	6	6.0	0	0	0	0	0	0	0.0
UMASS	11/14/16		0	0-0	.000	0-0	.000	0-0	.000	2	1	3	4.5	0	0	0	0	0	0	0.0
vs Oral Roberts	11/18/16		0	0-0	.000	0-0	.000	0-0	.000	1	1	2	3.7	0	0	0	0	0	0	0.0
vs Saint Joseph's	11/20/16		0	0-0	.000	0-0	.000	0-0	.000	2	0	2	3.3	0	0	1	0	0	0	0.0
vs Creighton	11/21/16		0	0-0	.000	0-0	.000	0-0	.000	6	1	7	4.0	0	0	0	0	0	0	0.0
MONTANA	11/24/16		0	0-0	.000	0-0	.000	0-0	.000	4	2	6	4.3	0	0	0	0	0	0	0.0
MIDDLE TENNESSEE	11/30/16		0	0-0	.000	0-0	.000	0-0	.000	0	2	2	4.0	0	0	0	0	0	0	0.0
MEMPHIS	12/03/16		0	0-0	.000	0-0	.000	0-0	.000	3	0	3	3.9	0	0	0	0	0	0	0.0
at Virginia Tech	12/11/16		0	0-0	.000	0-0	.000	0-0	.000	2	0	2	3.7	0	0	0	0	0	0	0.0
MURRAY STATE	12/15/16		0	0-0	.000	0-0	.000	0-0	.000	6	2	8	4.1	0	0	0	0	0	0	0.0
BRADLEY	12/19/16		0	0-0	.000	0-0	.000	0-0	.000	0	2	2	3.9	0	0	0	0	0	0	0.0
SOUTH ALABAMA	12/22/16		0	0-0	.000	0-0	.000	0-0	.000	2	3	5	4.0	0	0	0	0	0	0	0.0
KENTUCKY	12/29/16		0	0-0	.000	0-0	.000	0-0	.000	2	3	5	4.1	0	0	0	0	0	0	0.0
at Florida	1/3/17		0	0-0	.000	0-0	.000	0-0	.000	1	4	5	4.1	0	0	0	0	0	0	0.0
at Auburn	01/07/17		0	0-0	.000	0-0	.000	0-0	.000	1	1	2	4.0	0	0	0	0	0	0	0.0
GEORGIA	1/11/17		0	0-0	.000	0-0	.000	0-0	.000	2	1	3	3.9	0	0	0	0	0	0	0.0
at South Carolina	1/14/17		0	0-0	.000	0-0	.000	0-0	.000	1	1	2	3.8	0	0	0	0	0	0	0.0
TENNESSEE	01/17/17		0	0-0	.000	0-0	.000	0-0	.000	5	2	7	4.0	0	0	0	0	0	0	0.0
at Mizzou	1-21-17		0	0-0	.000	0-0	.000	0-0	.000	2	2	4	4.0	0	0	0	0	0	0	0.0
TEXAS A&M	1/25/17		0	0-0	.000	0-0	.000	0-0	.000	1	2	3	4.0	0	0	0	0	0	0	0.0
BAYLOR	1/28/17		0	0-0	.000	0-0	.000	0-0	.000	3	0	3	3.9	0	0	0	0	0	0	0.0
MISSISSIPPI STATE	1/31/17		0	0-0	.000	0-0	.000	0-0	.000	1	3	4	3.9	0	0	0	0	0	0	0.0
at Vanderbilt	02/04/17		0	0-0	.000	0-0	.000	0-0	.000	0	1	1	3.8	0	0	0	0	0	0	0.0
at Tennessee	02/08/17		0	0-0	.000	0-0	.000	0-0	.000	2	2	4	3.8	0	0	0	0	0	0	0.0
AUBURN	02/11/17		0	0-0	.000	0-0	.000	0-0	.000	1	1	2	3.7	0	0	0	0	0	0	0.0
LSU	2/14/17		0	0-0	.000	0-0	.000	0-0	.000	1	2	3	3.7	0	0	0	0	0	0	0.0
at Arkansas	02/18/17		0	0-0	.000	0-0	.000	0-0	.000	4	2	6	3.8	0	0	0	0	0	0	0.0
at Mississippi State	02-21-17		0	0-0	.000	0-0	.000	0-0	.000	5	1	6	3.9	0	0	0	0	0	0	0.0
MIZZOU	2/25/17		0	0-0	.000	0-0	.000	0-0	.000	3	3	6	3.9	0	0	0	0	0	0	0.0
at Alabama	3/1/17		0	0-0	.000	0-0	.000	0-0	.000	5	3	8	4.1	0	0	0	0	0	0	0.0
SOUTH CAROLINA	3/4/17		0	0-0	.000	0-0	.000	0-0	.000	0	3	3	4.0	0	0	0	0	0	0	0.0
vs Missouri	03/09/17		0	0-0	.000	0-0	.000	0-0	.000	0	0	0	3.9	0	0	0	0	0	0	0.0
Totals		0	0	0-0	.000	0-0	.000	0-0	.000	69	56	125	3.9	0	0	1	0	0	0	0.0

Games played: 32

Rebounds/game: 3.9

Turnovers/game: 0.0

## RADIO/TV ROSTER



**0**  
**DONTE FITZPATRICK-DORSEY**  
6-4 • 191 • G • So.  
Memphis, Tenn.




**1**  
**DEANDRE BURNETT**  
6-2 • 192 • G • Jr.  
Miami Gardens, Fla.



**2**  
**CULLEN NEAL**  
6-4 • 191 • G • Jr.  
Albuquerque, N.M.



**3**  
**TERENCE DAVIS**  
6-4 • 201 • G • So.  
Southaven, Miss.



**4**  
**BREEIN TYREE**  
6-2 • 192 • G • Fr.  
Somerset, N.J.




**5**  
**MARCANVIS HYMON**  
6-7 • 220 • F • Jr.  
Memphis, Tenn.




**11**  
**SEBASTIAN SAIZ**  
6-9 • 240 • F • Sr.  
Madrid, Spain



**12**  
**KARLIS SILINS**  
6-11 • 245 • F • Fr.  
Riga, Latvia



**14**  
**RASHEED BROOKS**  
6-5 • 203 • G • Sr.  
Kalamazoo, Mich.



**24**  
**LANE BELOW**  
6-1 • 190 • G • Jr.  
Advance, Mo.




**30**  
**JAKE CODDINGTON**  
6-6 • 212 • F • Sr.  
Edwardsville, Ill.



**DOMINIK OLEJNICZAK**  
7-0 • 255 • C • Fr.  
Torun, Poland




**50**  
**JUSTAS FURMANAVICIUS**  
6-7 • 210 • F • Jr.  
Kaunas, Lithuania



**BILL ARMSTRONG**  
11th year at Ole Miss



**TONY MADLOCK**  
Third year at Ole Miss



**TODD ABERNETHY**  
Third year at Ole Miss



**ANDY KENNEDY**  
11th year at Ole Miss